

ATLAS PREPARATORY SCHOOL, INC.

FINANCIAL STATEMENTS
With Independent Auditors' Report

For the Year Ended June 30, 2024

ATLAS PREPARATORY SCHOOL, INC.
TABLE OF CONTENTS
JUNE 30, 2024

	Page
Independent Auditors' Report	<i>ii</i>
Management Discussion and Analysis	<i>iv</i>
Basic Financial Statements:	
Government-wide Financial Statements	
Statement of Net Position	1
Statement of Activities	2
Fund Financial Statements	
Balance Sheet—Governmental Funds	3
Reconciliation of the Governmental Funds Balance Sheet to the Statement of Net Position	4
Statement of Revenues, Expenditures and Changes in Fund Balances—Governmental Funds	5
Reconciliation of the Statement of Revenues, Expenditures, and Changes in Fund Balances to the Statement of Activities—Governmental Funds	6
Notes to Financial Statements	7
Required Supplementary Information:	
Schedule of the Employer's Proportionate Share of the Net Pension Liability	38
Schedule of the Employer's Payroll Contributions - Pension	39
Schedule of the Employer's Proportionate Share of the Net OPEB Liability	40
Schedule of the Employer's Payroll Contributions - OPEB	41
Statement of Revenues, Expenditures, and Changes in Fund Balances— Budget and Actual—General Fund	42
Statement of Revenues, Expenditures, and Changes in Fund Balances— Budget and Actual—Designated Purpose Grants Fund	43
Statement of Revenues, Expenditures, and Changes in Fund Balances— Budget and Actual – Building Corp Fund	44



INDEPENDENT AUDITORS' REPORT

To the Board of Directors
Atlas Preparatory School, Inc.

Report on the Audit of the Financial Statements

Opinions

We have audited the accompanying financial statements of the governmental activities and each major fund of the Atlas Preparatory School, Inc., a component unit of El Paso County School District No. 2, as of and for the year ended June 30, 2024 and the related notes to the financial statements, which collectively comprise the Atlas Preparatory School, Inc.'s basic financial statements as listed in the table of contents.

In our opinion, the financial statements referred to above present fairly, in all material respects, the respective financial position of the governmental activities and each major fund of the Atlas Preparatory School, Inc., as of June 30, 2024 and the respective changes in financial position for the year then ended in accordance with accounting principles generally accepted in the United States of America.

Basis for Opinions

We conducted our audit in accordance with auditing standards generally accepted in the United States of America. Our responsibilities under those standards are further described in the Auditor's Responsibilities for the Audit of the Financial Statements section of our report. We are required to be independent of the Atlas Preparatory School, Inc. and to meet our other ethical responsibilities, in accordance with the relevant ethical requirements relating to our audit. We believe that the audit evidence we have obtained is sufficient and appropriate to provide a basis for our audit opinions.

Responsibilities of Management for the Financial Statements

Management is responsible for the preparation and fair presentation of the financial statements in accordance with accounting principles generally accepted in the United States of America, and for the design, implementation, and maintenance of internal control relevant to the preparation and fair presentation of financial statements that are free from material misstatement, whether due to fraud or error.

In preparing the financial statements, management is required to evaluate whether there are conditions or events, considered in the aggregate, that raise substantial doubt about the Atlas Preparatory School, Inc.'s ability to continue as a going concern for twelve months beyond the financial statement date, including any currently known information that may raise substantial doubt shortly thereafter.

Auditor's Responsibilities for the Audit of the Financial Statements

Our objectives are to obtain reasonable assurance about whether the financial statements as a whole are free from material misstatement, whether due to fraud or error, and to issue an auditor's report that includes our opinions. Reasonable assurance is a high level of assurance but is not absolute assurance and therefore is not a guarantee that an audit conducted in accordance with generally accepted auditing standards will always detect a material misstatement when it exists. The risk of not detecting a material misstatement resulting from fraud is

higher than for one resulting from error, as fraud may involve collusion, forgery, intentional omissions, misrepresentations, or the override of internal control. Misstatements are considered material if there is a substantial likelihood that, individually or in the aggregate, they would influence the judgment made by a reasonable user based on the financial statements.

In performing an audit in accordance with generally accepted auditing standards, we:

- Exercise professional judgment and maintain professional skepticism throughout the audit.
- Identify and assess the risks of material misstatement of the financial statements, whether due to fraud or error, and design and perform audit procedures responsive to those risks. Such procedures include examining, on a test basis, evidence regarding the amounts and disclosures in the financial statements.
- Obtain an understanding of internal control relevant to the audit in order to design audit procedures that are appropriate in the circumstances, but not for the purpose of expressing an opinion on the effectiveness of the Atlas Preparatory School, Inc.'s internal control. Accordingly, no such opinion is expressed.
- Evaluate the appropriateness of accounting policies used and the reasonableness of significant accounting estimates made by management, as well as evaluate the overall presentation of the financial statements.
- Conclude whether, in our judgment, there are conditions or events, considered in the aggregate, that raise substantial doubt about the Atlas Preparatory School, Inc.'s ability to continue as a going concern for a reasonable period of time.

We are required to communicate with those charged with governance regarding, among other matters, the planned scope and timing of the audit, significant audit findings, and certain internal control-related matters that we identified during the audit.

Required Supplementary Information

Accounting principles generally accepted in the United States of America require that the management's discussion and analysis and required supplementary information as listed in the table of contents be presented to supplement the basic financial statements. Such information is the responsibility of management and, although not a part of the basic financial statements, is required by the Governmental Accounting Standards Board who considers it to be an essential part of financial reporting for placing the basic financial statements in an appropriate operational, economic, or historical context. We have applied certain limited procedures to the required supplementary information in accordance with auditing standards generally accepted in the United States of America, which consisted of inquiries of management about the methods of preparing the information and comparing the information for consistency with management's responses to our inquiries, the basic financial statements, and other knowledge we obtained during our audit of the basic financial statements. We do not express an opinion or provide any assurance on the information because the limited procedures do not provide us with sufficient evidence to express an opinion or provide any assurance.

Hoelting & Company Inc.

Colorado Springs, Colorado
October 15, 2024

**ATLAS PREPARATORY SCHOOL
MANAGEMENT'S DISCUSSION AND ANALYSIS
FOR FISCAL YEAR ENDED JUNE 30, 2024**

As management of Atlas Preparatory School (the "School"), we offer readers of the School's annual financial report this narrative overview and analysis of the financial activities of the School for the fiscal year ended June 30, 2024. We encourage readers to consider the information presented here, in conjunction with additional information furnished in the School's financial statements, which immediately follow this section.

FINANCIAL HIGHLIGHTS

- General revenues account for approximately \$16.5 million or 66.4 percent of all revenues. Program specific revenues in the form of charges for services, operating grants and contributions, and capital contributions accounted for \$8.4 million or 33.6 percent of total revenues of \$24.9 million.
- The School had \$19.6 million in expenses related to governmental activities; only \$8.4 million of these expenses were offset by program specific revenue. General revenues, primarily state equalization payments, of \$13.7 million provided the remaining funding.
- Government-wide net position increased approximately \$5.3 million. The increase within the government-wide statements is primarily a result of \$8.9 million in grants and contributions.
- The School is required to report its proportionate share of the total PERA (Public Employee's Retirement Association of Colorado) net pension and OPEB liabilities in its government-wide financial statements. The School's share of the PERA net pension and OPEB liabilities is \$19.3 million as of June 30, 2024, which is an increase of \$5.1 million over the previous fiscal year. Inclusion of this figure in the government-wide financial statements does not indicate that the School has a liability to pay the amount shown. The School's liability is limited to the annually required contributions established by the Colorado State Legislature.
- As of the close of the current fiscal year, the School's primary operating fund, the General Fund, reported an ending fund balance surplus of approximately \$28.3 million. Of this amount, approximately \$22.2 million is unrestricted and may be used to meet the School's ongoing responsibility for its educational programs for students.
- The Designated Purpose Grants Fund is used to record financial transactions for grants received for designated programs funded by federal and state grants. Approximately \$1.8 million of state and federal grants were expended during the year.
- The Building Corp. is accounted for as a special revenue fund, in accordance with changes implemented by GASB Statement No. 90, *Majority Equity Interests*, effective July 1, 2021. This fund had a surplus in net position of \$679.9 thousand at year-end.
- At June 30, 2024, long-term liabilities were \$29.2 million. Of this amount, \$9.8 million is related to the School's 2022 building loan, \$130.7 thousand related to the School's equipment lease and the remaining \$19.3 million related to the School's net pension and OPEB liability.
- Outlays for capital assets were primarily comprised of building improvements and vehicles. See the capital assets section of this management's discussion and analysis for more information.

**ATLAS PREPARATORY SCHOOL
MANAGEMENT’S DISCUSSION AND ANALYSIS
FOR FISCAL YEAR ENDED JUNE 30, 2024**

OVERVIEW OF THE FINANCIAL STATEMENTS

This discussion and analysis serves as an introduction to the School’s basic financial statements. The School’s basic financial statements consist of three components: (1) government-wide financial statements, (2) fund financial statements, and (3) notes to the financial statements. This report also contains required supplementary information, in addition to the basic financial statements.

Table 1 summarizes the major features of the School’s financial statements, including the portion of the School’s activities they cover and the types of information they contain. The remainder of this overview section of management’s discussion and analysis highlights the structure and contents of each of the two types of financial statements, government-wide and fund, found in the basic financial statements.

**Table 1
Major Features of the Government-Wide and Fund Financial Statements**

	Government-Wide Statements	Fund Financial Statements
		Governmental Funds
Scope	Entire School	The activities of the School that are not proprietary, such as special education and building maintenance
Required Financial Statements	Statement of net position Statement of activities	Balance sheet Statement of revenues, expenditures and changes in fund balances
Accounting basis and measurement focus	Accrual accounting and economic resources focus	Modified accrual accounting and current financial focus
Type of asset/ liability information	All assets, deferred outflows of resources, liabilities, and deferred inflows of resources, both financial and capital, short-term and long-term	Generally assets expected to be used up and liabilities that come due during the year or soon thereafter; no capital assets or long-term liabilities included
Type of inflow/ outflow information	All revenues and expenses during year, regardless of when cash is received or paid	Revenues for which cash is received during or soon after the end of the year; expenditures when goods or services have been received and the related liability is due and payable

**ATLAS PREPARATORY SCHOOL
MANAGEMENT'S DISCUSSION AND ANALYSIS
FOR FISCAL YEAR ENDED JUNE 30, 2024**

Government-wide Financial Statements

The *government-wide financial statements* are designed to provide readers with a broad overview of the School's finances as a whole, in a manner similar to a private-sector business. The statement of net position includes all of the Schools' assets, deferred outflows of resources, liabilities and deferred inflows of resources. All of the current year's revenues and expenses are accounted for in the statement of activities, regardless of when cash is received or paid. These statements provide both short-term and long-term information about the School's overall financial status.

The *statement of net position* presents information on all of the School's assets and liabilities, with the difference between the two reported as net position. Over time, increases or decreases in net position may serve as a useful indicator of whether the financial position of the School is improving or deteriorating.

The *statement of activities* presents information reporting how the School's net position changed during the most recent fiscal year. All changes in net position are reported as soon as the underlying event giving rise to the change occurs, regardless of the timing of related cash flows. Thus, revenues and expenses are reported in this statement for some items that will result in cash flows in future fiscal periods.

Both government-wide financial statements distinguish functions of the School that are principally supported by taxes and intergovernmental revenues (governmental activities) from other functions that are intended to recover all or a significant portion of their costs through user fees and charges. The governmental activities of the School include operations, administration, and instruction for a K-3rd grade elementary school, 5th-8th grade middle school and a 9th-12th grade high school. Currently, the School has one special revenue fund that owns and manages its buildings and related debt service.

Fund Financial Statements

The fund financial statements provide more detailed information about the School's funds, focusing on its most significant or "major" funds, not the School as a whole. A fund is a grouping of related accounts used to maintain control over resources segregated for specific activities or objectives. Some funds are required by state law and bond covenants. Other funds control and manage money for particular purposes (such as grants).

Governmental Funds. The School's basic services are included in this governmental fund, which focuses on (1) how money flows into and out of the fund and (2) the balances left at year-end that are available for spending or reserves. Consequently, the governmental fund statements provide a detailed short-term view that helps determine the status of financial resources that can be spent in the near future to finance the School's programs.

Because the focus of governmental funds is narrower than that of the government-wide financial statements, it is useful to compare the information presented for governmental funds with similar information presented for governmental activities in the government-wide financial statements. Thus, readers may better understand the long-term impact of the School's near-term financing decisions. To facilitate this comparison between governmental funds and governmental activities, reconciliations are provided for both the governmental fund balance sheet and the statement of revenues, expenditures, and changes in fund balance.

The School maintains three governmental funds: The *General Fund* is the government's primary operating fund. It accounts for all financial resources of the general government, except those required to be

**ATLAS PREPARATORY SCHOOL
MANAGEMENT’S DISCUSSION AND ANALYSIS
FOR FISCAL YEAR ENDED JUNE 30, 2024**

accounted for in another fund. The *Designated Purpose Grants Fund* is used to account for the various federal and state grants awarded to the School. The *Building Corporation Fund* is used to record financial activities of the School, including facilities acquisition and construction and the accumulation of resources for the related debt service.

Notes to the Basic Financial Statements

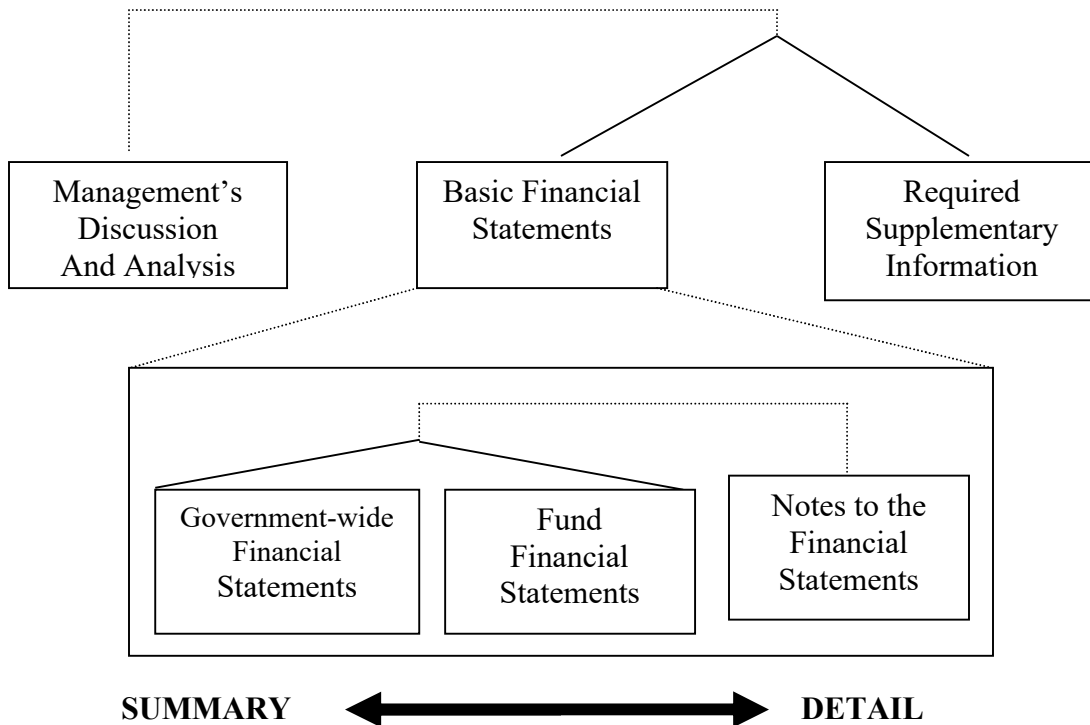
The notes to the basic financial statements provide additional information that is essential to a full understanding of the data provided in the government-wide and fund financial statements.

Required Supplementary Information

In addition to the basic financial statements and accompanying notes, this report also presents required supplementary information concerning the School. The School adopts an annual appropriated budget for the General Fund, the Designated Purpose Grants Fund and the Building Corp Fund. Budgetary comparison schedules have been provided to demonstrate compliance with these budgets.

Detailed in the following diagram are how the various parts of this annual report are arranged and related to one another.

**Table 2
Organization of the School’s Annual Financial Report**



**ATLAS PREPARATORY SCHOOL
MANAGEMENT'S DISCUSSION AND ANALYSIS
FOR FISCAL YEAR ENDED JUNE 30, 2024**

GOVERNMENT-WIDE FINANCIAL ANALYSIS

As noted earlier, net position may serve, over time, as a useful indicator of the School's financial position. In the case of the School, total assets and deferred outflows of resources exceeded liabilities and deferred inflows of resources by \$33.0 million as of June 30, 2024 resulting in a positive net position.

Approximately 46.2 percent of the School's total governmental fund assets are its investment in capital assets. These assets consist of school furniture, equipment, vehicles, the buildings the School occupies, building improvements and land. Table 3 provides a comparative summary of the School's net position at June 30, 2024 and 2023.

**Table 3
Condensed Statement of Net Position**

	Governmental Activities		Percentage Change
	2024	2023	
Assets			
Current assets	\$ 30,620,515	\$ 24,780,082	23.6%
Capital assets, net	26,259,470	23,821,937	10.2%
Total assets	56,879,985	48,602,019	17.0%
Deferred Outflows			
Deferred om refunding/pension/OPEB outflows	7,221,422	4,339,234	66.4%
Liabilities			
Current liabilities	1,602,631	691,974	131.6%
Long-term liabilities	29,250,674	24,207,912	20.8%
Total liabilities	30,853,305	24,899,886	23.9%
Deferred Inflows			
Deferred leases/pension/OPEB inflows	205,247	289,210	-29.0%
Net Position			
Net investment in capital assets	16,932,536	14,223,809	19.0%
Restricted	566,000	473,000	19.7%
Building Corp Activities	679,850	676,844	0.4%
Unrestricted	14,864,469	12,378,504	20.1%
Total net position	\$ 33,042,855	\$ 27,752,157	19.1%

**ATLAS PREPARATORY SCHOOL
MANAGEMENT'S DISCUSSION AND ANALYSIS
FOR FISCAL YEAR ENDED JUNE 30, 2024**

Table 4 provides a comparative summary of the Statement of Activities. Following Table 4 is specific discussion related to overall revenues and expenses.

**Table 4
Condensed Statement of Activities**

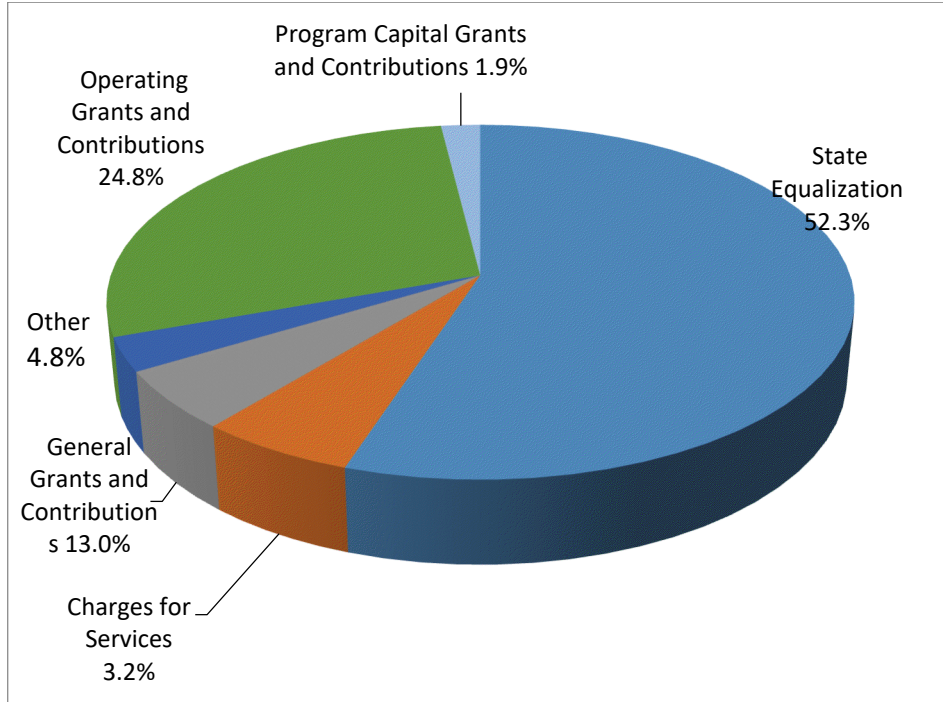
The School's per-pupil state formula revenue (state equalization) accounts for most of the School's revenue, contributing about 52.3 cents for every dollar raised (see Table 5). Another 39.7 cents came from grants and contributions with the remaining 8.0 cents coming from fees charged for services and other miscellaneous sources.

The School's expenses predominantly relate to instruction and support services, which include support for students and instructional staff, administration, operations and maintenance, transportation and others. Given that the School is a service organization, providing education services to students, the majority of the expenses are paid in the form of compensation (salaries and benefits) to the School's employees. Detailed below, in Tables 5 and 6, are charts displaying revenues by source and expenses by program for the total School.

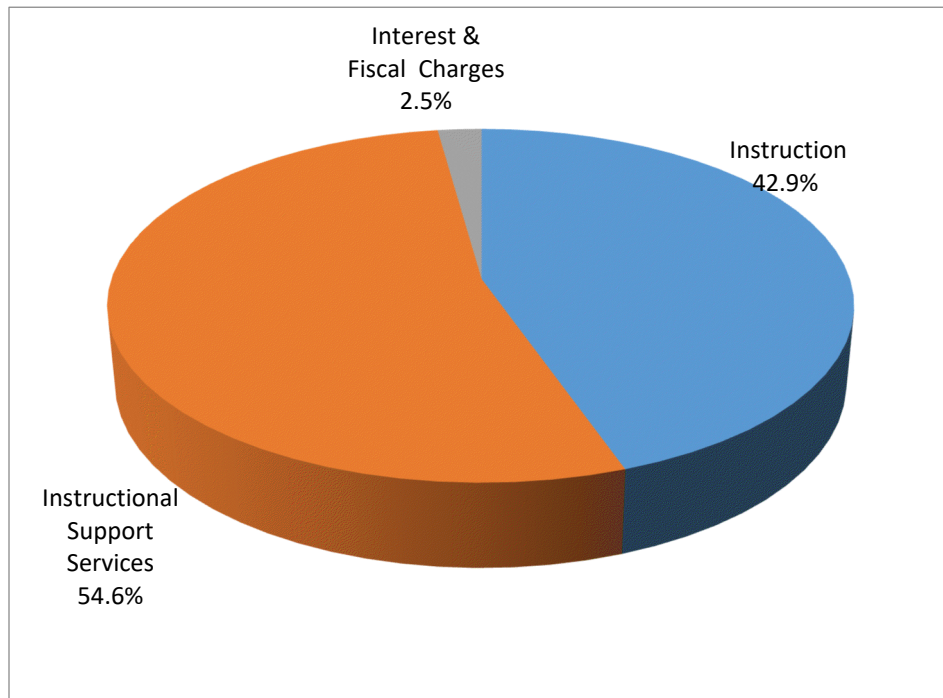
Revenues	Governmental Activities		Percentage Change
	2024	2023	
General revenues			
Per pupil revenue	\$13,723,848	\$12,280,615	11.8%
Other	1,481,693	1,148,653	29.0%
Grants and contributions	1,345,620	3,047,546	-55.8%
Program revenue			
Charges for services	768,909	748,670	2.7%
Operating grants and contributions	7,111,223	5,834,584	21.9%
Capital grants and contributions	486,936	440,773	10.5%
Total revenues	24,918,229	23,500,841	6.0%
Expenses			
Instruction	8,755,374	7,657,905	14.3%
Support services	10,443,371	9,731,980	7.3%
Interest and fiscal charges	428,786	442,925	-3.2%
Total expenses	19,627,531	17,832,810	10.1%
Change in net position	5,290,698	5,668,031	-6.7%
Net position beginning	27,752,157	22,084,126	25.7%
Net position ending	\$33,042,855	\$27,752,157	19.1%

**ATLAS PREPARATORY SCHOOL
MANAGEMENT'S DISCUSSION AND ANALYSIS
FOR FISCAL YEAR ENDED JUNE 30, 2024**

**Table 5
Sources of Revenues for Fiscal Year 2024**



**Table 6
Expenses for Fiscal Year 2024**



**ATLAS PREPARATORY SCHOOL
MANAGEMENT'S DISCUSSION AND ANALYSIS
FOR FISCAL YEAR ENDED JUNE 30, 2024**

BUDGETARY HIGHLIGHTS

The School's budget is prepared in accordance with state law. During the year, the School amended its General Fund budget primarily to reflect changes in per pupil revenue and other funding sources. The Designated Purpose Grants Fund budget was amended during the year to appropriate funds for all grant activities.

CAPITAL ASSETS AND DEBT ADMINISTRATION

Capital Assets

Capital assets include all capital outlays related to capital assets at the school, building and improvements, land, and equipment and vehicles. The School's capital assets, net of accumulated depreciation for its governmental activities at the end of the year was \$26.3 million.

Debt Administration

At the end of current fiscal year, the School had \$9.8 million in long-term debt outstanding, which was used to fund capital activities.

In 2022, the School partnered with First Interstate Bank to issue a \$10.4 million building loan to advance refund CECFA's outstanding Series 2015 bonds, decreasing the interest rate on the School's building loan obligation to 3.8% annually.

FACTORS BEARING ON THE SCHOOL'S FUTURE

- Projections for the Fall of 2024 show School enrollment to be approximately flat from prior year. Current demographer information indicates a decline in growth in District schools over the next five years.
- The future financial outlook for the School continues to be impacted by the local, state, and federal economy. Given the current economic state, the forecast in per pupil revenue remains unpredictable. The School is currently budgeting a 6% increase in per pupil revenue for FY 2024-2025.
- The School relies heavily on federal and state grant funding. For FY 2024-2025, the School is budgeting approximately \$13.7 million in competitive capital and operating grant revenue. These are funding sources which may not extend beyond the next two to three years.

REQUESTS FOR INFORMATION

This financial report is designed to provide the School's taxpayers and creditors with a general overview of the School's finances and to demonstrate the School's accountability for the money it receives. If you have questions about this report or need additional financial information, contact Brittney Stroh, Executive Director, at 719-302-2002 or by mail at 1450 Academy Park Loop, Colorado Springs, CO 80910.

BASIC FINANCIAL STATEMENTS

ATLAS PREPARATORY SCHOOL, INC.
STATEMENT OF NET POSITION
JUNE 30, 2024

	Governmental Activities
ASSETS	
Cash and investments	\$ 26,194,278
Intergovernmental receivables	4,061,174
Other receivables	50,867
Prepays	314,196
Capital assets not being depreciated	5,738,050
Capital assets, net of accumulated depreciation	20,521,420
Total Assets	56,879,985
DEFERRED OUTFLOWS OF RESOURCES	
Deferred charges	644,000
Deferred pension outflows	6,348,575
Deferred OPEB outflows	228,847
Total Deferred Outflows of Resources	7,221,422
LIABILITIES	
Accounts payable and other accrued liabilities	1,298,459
Unearned revenue	273,011
Accrued interest payable	31,161
Long-term liabilities:	
Due within one year	325,130
Due in more than one year	9,645,804
Net pension liability	18,825,187
Net OPEB liability	454,553
Total Liabilities	30,853,305
DEFERRED INFLOWS OF RESOURCES	
Lease related	50,867
Deferred pension inflows	12,977
Deferred OPEB inflows	141,403
Total Deferred Inflows of Resources	205,247
NET POSITION	
Net investment in capital assets	16,932,536
Restricted for:	
TABOR	566,000
Building Corp activities	679,850
Unrestricted	14,864,469
Total Net Position	\$ 33,042,855

The accompanying notes are an integral part of these financial statements.

ATLAS PREPARATORY SCHOOL, INC.
STATEMENT OF ACTIVITIES
FOR THE YEAR ENDED JUNE 30, 2024

<u>Functions/Programs</u>	<u>Expenses</u>	<u>Program Revenue</u>			<u>Net (Expense) Revenue and Changes in Net Position</u>
		<u>Charges for Services</u>	<u>Operating Grants and Contributions</u>	<u>Capital Grants and Contributions</u>	<u>Governmental Activities</u>
Governmental activities:					
Instruction	\$ 8,755,374	\$ 75,876	\$ 6,944,037	\$ -	\$ (1,735,461)
Supporting services	10,443,371	693,033	167,186	486,936	(9,096,216)
Interest	428,786	-	-	-	(428,786)
Total governmental activities	<u>\$ 19,627,531</u>	<u>\$ 768,909</u>	<u>\$ 7,111,223</u>	<u>\$ 486,936</u>	<u>(11,260,463)</u>
General revenues:					
Per pupil revenue					13,723,848
District mill levy					605,433
Grants and contributions not restricted to specific programs					1,345,620
Unrestricted investment earnings					768,650
Miscellaneous					<u>107,610</u>
Total general revenues					<u>16,551,161</u>
Change in net position					5,290,698
Net position - beginning					<u>27,752,157</u>
Net position - ending					<u>\$ 33,042,855</u>

The accompanying notes are an integral part of these financial statements.

ATLAS PREPARATORY SCHOOL, INC.
BALANCE SHEET
GOVERNMENTAL FUNDS
JUNE 30, 2024

	General Fund	Designated Purpose Grants Fund	Building Corp Fund	Total Governmental Funds
ASSETS				
Cash and investments	\$ 25,514,428	\$ -	\$ 679,850	\$ 26,194,278
Intergovernmental receivables	2,298,892	1,762,282	-	4,061,174
Lease receivable	50,867	-	-	50,867
Due from other funds	1,762,282	-	-	1,762,282
Prepays	314,196	-	-	314,196
	<u>314,196</u>	<u>-</u>	<u>-</u>	<u>314,196</u>
Total Assets	<u>\$ 29,940,665</u>	<u>\$ 1,762,282</u>	<u>\$ 679,850</u>	<u>\$ 32,382,797</u>
LIABILITIES				
Accounts payable and other accrued liabilities	\$ 1,298,460	\$ -	\$ -	\$ 1,298,460
Due to other funds	-	1,762,282	-	1,762,282
Unearned revenue	273,011	-	-	273,011
	<u>273,011</u>	<u>-</u>	<u>-</u>	<u>273,011</u>
Total Liabilities	<u>1,571,471</u>	<u>1,762,282</u>	<u>-</u>	<u>3,333,753</u>
DEFERRED INFLOWS OF RESOURCES				
Lease related	50,867	-	-	50,867
	<u>50,867</u>	<u>-</u>	<u>-</u>	<u>50,867</u>
Total Deferred Inflows of Resources	<u>50,867</u>	<u>-</u>	<u>-</u>	<u>50,867</u>
FUND BALANCE				
Non-spendable	314,196	-	-	314,196
Restricted for:				
TABOR	566,000	-	-	566,000
Building Corp activities	-	-	679,850	679,850
Committed for capital projects	5,197,661	-	-	5,197,661
Unassigned	22,240,470	-	-	22,240,470
	<u>22,240,470</u>	<u>-</u>	<u>-</u>	<u>22,240,470</u>
Total Fund Balance	<u>28,318,327</u>	<u>-</u>	<u>679,850</u>	<u>28,998,177</u>
Total Liabilities and Fund Balance	<u>\$ 29,940,665</u>	<u>\$ 1,762,282</u>	<u>\$ 679,850</u>	<u>\$ 32,382,797</u>

The accompanying notes are an integral part of these financial statements.

ATLAS PREPARATORY SCHOOL, INC.
RECONCILIATION OF THE GOVERNMENTAL FUNDS BALANCE SHEET
TO THE STATEMENT OF NET POSITION
JUNE 30, 2024

Amounts reported for Governmental Activities in the Statement of Net Position are different because:

Total Fund Balance of Governmental Funds	\$	28,998,177
Capital assets used in governmental activities are not current financial resources and, therefore, are not reported in the governmental funds.		
Capital assets not being depreciated	\$	5,738,050
Capital assets, net of accumulated depreciation/amortization	<u>20,521,420</u>	26,259,470
Long-term liabilities and related items are not due and payable in the current year and, therefore, are not reported in government funds:		
Lease payable	\$	(130,705)
Loan payable	(9,840,229)	
Accrued interest	(31,161)	
Deferred on refunding	644,000	
Net pension liability	(18,825,186)	
Pension outflows	6,348,575	
Pension inflows	(12,977)	
Net OPEB liability	(454,553)	
OPEB outflows	228,847	
OPEB inflows	<u>(141,403)</u>	<u>(22,214,792)</u>
Total Net Position of Governmental Activities	\$	<u><u>33,042,855</u></u>

The accompanying notes are an integral part of these financial statements.

ATLAS PREPARATORY SCHOOL, INC.
STATEMENT OF REVENUES, EXPENDITURES, AND CHANGES IN FUND BALANCES
GOVERNMENTAL FUNDS
FOR THE YEAR ENDED JUNE 30, 2024

	General Fund	Designated Purpose Grants Fund	Building Corp Fund	Total Governmental Funds
REVENUES				
Local sources	\$ 2,959,523	\$ -	\$ 646,809	\$ 3,606,332
State sources	14,876,223	2,775,129	-	17,651,352
Federal sources	2,426,869	1,226,487	-	3,653,356
Total revenues	<u>20,262,615</u>	<u>4,001,616</u>	<u>646,809</u>	<u>24,911,040</u>
EXPENDITURES				
Instruction	5,686,012	882,561	-	6,568,573
Supporting services	9,887,435	3,119,055	10	13,006,500
Debt service:				
Interest	8,906	-	379,402	388,308
Principal	48,118	-	264,391	312,509
Total expenditures	<u>15,630,471</u>	<u>4,001,616</u>	<u>643,803</u>	<u>20,275,890</u>
Net change in fund balance	4,632,144	-	3,006	4,635,150
Fund balance, beginning	<u>23,686,183</u>	<u>-</u>	<u>676,844</u>	<u>24,363,027</u>
Fund balance, ending	<u>\$ 28,318,327</u>	<u>\$ -</u>	<u>\$ 679,850</u>	<u>\$ 28,998,177</u>

The accompanying notes are an integral part of these financial statements.

ATLAS PREPARATORY SCHOOL, INC.
RECONCILIATION OF THE STATEMENT OF
REVENUES, EXPENDITURES, AND CHANGES IN FUND BALANCES TO THE
STATEMENT OF ACTIVITIES
FOR THE YEAR ENDED JUNE 30, 2024

Amounts reported for Governmental Activities in the Statement of Activities are different because:

Net Change in Fund Balance of Governmental Funds	\$	4,635,150
--------------------------------------------------	----	-----------

Governmental funds report capital outlays as expenditures. However, in the statement of activities the cost of those assets is allocated over their estimated useful lives and reported as depreciation expense.

Depreciation/amortization expense	\$ (1,031,314)		
Capital Outlays	<u>3,550,432</u>		2,519,118

In the statement of activities, the disposition of capital assets generates a gain or loss and is reported as such. The gain or loss on disposition is not a current financial resource or use and, thus, is not reported in the funds. (81,584)

The issuance of long-term debt provides current financial resources to governmental funds, while the repayment of the principal of long-term debt consumes the current financial resources of governmental funds. Neither transaction, however, has any effect on net position. This amount is the net effect of these differences in the treatment of long-term debt.

Loan principal payments	\$ 264,391		
Lease principal payments	<u>48,118</u>		312,509

Some expenses reported in the statement of activities do not require the use of current financial resources and, therefore, are not reported as expenditures in the governmental funds.

Accrued interest on long-term debt	\$ 837		
Amortization of bond premiums and discounts and deferred amounts on refunding	(41,315)		
Changes in pension related items	(2,101,223)		
Changes in OPEB related items	<u>47,206</u>		<u>(2,094,495)</u>

Change in Net Position of Governmental Activities	\$	<u><u>5,290,698</u></u>
---------------------------------------------------	----	-------------------------

The accompanying notes are an integral part of these financial statements.

NOTES TO FINANCIAL STATEMENTS

ATLAS PREPARATORY SCHOOL, INC.
NOTES TO FINANCIAL STATEMENTS
JUNE 30, 2024

NOTE 1 - SUMMARY OF SIGNIFICANT ACCOUNTING POLICIES

The financial statements of Atlas Preparatory School, Inc. (the School) have been prepared in accordance with generally accepted accounting principles (GAAP). The Governmental Accounting Standards Board (GASB) is responsible for establishing GAAP for state and local governments through its pronouncements (Statements and Interpretations). The more significant accounting policies established in GAAP and used by the School are discussed below.

A. REPORTING ENTITY

The School is a federal 501(c)(3) tax-exempt, state nonprofit corporation that began operations on December 12, 2007, pursuant to the Colorado Charter Schools Act, to form and operate a charter school within El Paso County School District No. 2 (the District). The School started admitting students in September 2009.

The accompanying financial statements present the School and its component units, entities for which the School is considered to be financially accountable. Blended component units are, in substance, part of the School's operations, even though they are legally separate entities. Thus, blended component units are appropriately presented as funds of the School.

Blended component unit. Atlas Preparatory School Building Corporation (the Building Corporation) was organized for the purpose of acquiring, leasing, constructing, improving, equipping and financing various facilities, land, equipment and other improvements in connection with property intended to be leased to the School. The Building Corporation is reported as a special revenue fund and does not issue separate financial statements.

The School is a component unit of the District. The School's charter was authorized by the District and the majority of the School's funding is provided by the District.

B. GOVERNMENT-WIDE AND FUND FINANCIAL STATEMENT PRESENTATION

The government-wide financial statements (i.e., the statement of net position and the statement of activities) report information on all of the non-fiduciary activities of the School and its component units. Any fiduciary activities are reported only in the fund financial statements. *Governmental activities* are supported by per pupil revenue and intergovernmental revenues.

The statement of activities demonstrates the degree to which direct expenses of given functions or segments are offset by program revenues. *Direct expenses* are those that are clearly identifiable with a specific function or segment. *Program revenues* include (1) charges to students or other service users who purchase, use, or directly benefit from goods, services, or privileges provided by a given function or segment, and (2) grants and contributions that are restricted to meeting the operational or capital requirements of a particular function or segment. All taxes, including those dedicated for specific purposes, and other internally dedicated resources are reported as *general revenues* rather than as program revenues.

While separate government-wide and fund financial statements are presented, they are interrelated. The governmental activities column incorporates data from governmental funds. Separate financial statements are provided for governmental funds. As a general rule, the effect of interfund activity has been eliminated from the government-wide financial statements. Exceptions to this general rule are charges for interfund services provided and used, the elimination of which would distort the direct costs and program revenues reported for the various functions.

ATLAS PREPARATORY SCHOOL, INC.
NOTES TO FINANCIAL STATEMENTS
JUNE 30, 2024

NOTE 1 - SUMMARY OF SIGNIFICANT ACCOUNTING POLICIES (CONTINUED)

The emphasis of fund financial statements is on major funds. Major individual funds are reported as separate columns in the fund financial statements. All remaining governmental funds are aggregated and reported as non-major funds.

The School reports the following major governmental funds:

The *General Fund* is the School's primary operating fund. It accounts for all financial resources of the general government, except those required to be accounted for in another fund.

The *Designated Purpose Grants Fund* is used to record financial transactions for grants received for designated programs funded by federal, state or local governments.

The *Building Corp Fund* is used to account for the financial activities of the Atlas Preparatory School Building Corporation, including facilities acquisition and construction and the accumulation of resources for the related debt service.

During the course of operations, the School has activity between funds for various purposes. Any residual balances outstanding at year end are reported as due from/to other funds and advances to/from other funds. While these balances are reported in fund financial statements, certain eliminations are made in the preparation of the government-wide financial statements. Balances between the funds included in governmental activities (i.e., the governmental and internal service funds) are eliminated so that only the net amount is included as internal balances in the governmental activities column.

Further, certain activity occurs during the year involving transfers of resources between funds. In fund financial statements these amounts are reported at gross amounts as transfers in/out. While reported in fund financial statements, certain eliminations are made in the preparation of the government-wide financial statements. Transfers between the funds included in governmental activities are eliminated so that only the net amount is included as transfers in the governmental activities column.

C. MEASUREMENT FOCUS AND BASIS OF ACCOUNTING

The accounting and financial reporting treatment is determined by the applicable measurement focus and basis of accounting. Measurement focus indicates the type of resources being measured such as *current financial resources* or *economic resources*. The basis of accounting indicates the timing of transactions or events for recognition in the financial statements.

The government-wide financial statements are reported using the *economic resources measurement focus* and the *accrual basis of accounting*. Revenues are recorded when earned and expenses are recorded when a liability is incurred, regardless of the timing of the related cash flows. Property taxes are recognized as revenues in the year for which they are levied. Grants and similar items are recognized as revenue as soon as all eligibility requirements imposed by the provider have been met.

ATLAS PREPARATORY SCHOOL, INC.
NOTES TO FINANCIAL STATEMENTS
JUNE 30, 2024

NOTE 1 - SUMMARY OF SIGNIFICANT ACCOUNTING POLICIES (CONTINUED)

The governmental fund financial statements are reported using the *current financial resources measurement focus* and the *modified accrual basis* of accounting. Revenues are recognized as soon as they are both measurable and available. Revenues are considered to be *available* when they are collectible within the period or soon enough thereafter to pay liabilities of the current fiscal period. For this purpose, the School considers revenues to be available if they are collected within 60 days of the end of the current fiscal period. Expenditures generally are recorded when a liability is incurred, as under accrual accounting. However, debt service expenditures, as well as expenditures related to compensated absences are recorded only when payment is due. General capital asset acquisitions, including entering into contracts giving the School the right to use leased assets, are reported as expenditures in governmental funds. Issuance of long-term debt and acquisitions under leases are reported as other financing sources.

Interest and charges for services associated with the current fiscal period are all considered to be susceptible to accrual and so have been recognized as revenues of the current fiscal period. Expenditure-driven grants are recognized as revenue when the qualifying expenditures have been incurred and all other eligibility requirements have been met, and the amount is received during the period or within the availability period for this revenue source (within 180 days of year-end). All other revenue items are considered to be measurable and available only when cash is received by the School.

*D. ASSETS, LIABILITIES, DEFERRED OUTFLOWS/INFLOWS OF RESOURCES, AND NET POSITION/
FUND BALANCE*

Cash and cash equivalents

Cash and cash equivalents include cash on hand and in the bank and short-term investments with original maturities of three months or less from the date of acquisition.

Investments

Investments with a maturity of less than one year when purchased, non-negotiable certificates of deposit, and other nonparticipating investments are stated at cost or amortized cost. Investments with a maturity greater than one year when purchased are stated at fair value. Fair value is the price that would be received to sell an investment in an orderly transaction at year end.

Local government investment pools in Colorado must be organized under Colorado Revised Statutes, which allows certain types of governments within the state to pool their funds for investment purposes. Investments in such pools are reported at net asset value.

Receivables

All receivables are reported at their gross values and, where appropriate, are reduced by the estimated portion that is expected to be uncollectible.

Prepaid items

Certain payments to vendors reflect costs applicable to future accounting periods and are recorded as prepaid items in both the government-wide and fund financial statements. The cost of prepaid items is recorded as expenditures/expenses when consumed rather than when purchased.

ATLAS PREPARATORY SCHOOL, INC.
NOTES TO FINANCIAL STATEMENTS
JUNE 30, 2024

NOTE 1 - SUMMARY OF SIGNIFICANT ACCOUNTING POLICIES (CONTINUED)

Capital assets

Capital assets include tangible and intangible assets that are reported in the governmental activities column in the government-wide financial statements. Capital assets, except for lease assets, are defined by the School as assets with an initial, individual cost of more than \$5,000 and an estimated useful life in excess of one year. For lease assets, only those intangible lease assets that cost more than \$15,000 are reported as capital assets.

As the School constructs or acquires capital assets each period they are capitalized and reported at historical cost (except for intangible right-to-use lease assets, the measurement of which is discussed in Note 1 D. *Leases* below). The reported value excludes normal maintenance and repairs, which are amounts spent in relation to capital assets that do not increase the asset's capacity or efficiency or increase its estimated useful life. Donated capital assets are recorded at acquisition value at the date of donation. Acquisition value is the price that would be paid to acquire an asset with equivalent service potential on the date of the donation. Intangible assets follow the same capitalization policies as tangible capital assets and are reported with tangible assets in the appropriate capital asset class.

Land and construction in progress are not depreciated. The other tangible and intangible assets of the School are depreciated/amortized using the straight-line method over the following estimated useful lives:

Buildings and improvements	3-50 years
Site improvements	8-10 years
Furniture and equipment	5-15 years
Vehicles	3-15 years

Unearned Revenue

Unearned revenue includes resources received by the School before the related revenue can be recognized because the earnings process is not complete.

Deferred outflows/inflows of resources

In addition to assets, the statement of financial position will sometimes report a separate section for *deferred outflows of resources*. This separate financial statement element, *deferred outflows of resources*, represents a consumption of net position that applies to a future period(s) and so will not be recognized as an outflow of resources (expense/ expenditure) until then.

In addition to liabilities, the statement of financial position will sometimes report a separate section for deferred inflows of resources. This separate financial statement element, *deferred inflows of resources*, represents an acquisition of net position that applies to a future period(s) and so will not be recognized as an inflow of resources (revenue) until that time.

ATLAS PREPARATORY SCHOOL, INC.
NOTES TO FINANCIAL STATEMENTS
JUNE 30, 2024

NOTE 1 - SUMMARY OF SIGNIFICANT ACCOUNTING POLICIES (CONTINUED)

Leases

Lessee: The School is a lessee for noncancellable leases of buildings and equipment. The School recognizes a lease liability and an intangible right-to-use lease assets in the government-wide financial statements. The School recognizes lease liabilities with an initial, individual value of \$15,000 or more.

At the commencement of a lease, the School initially measures the lease liability at the present value of payments expected to be made during the lease term. Subsequently, the lease liability is reduced by the principal portion of lease payments made. The lease asset is initially measured as the initial amount of the lease liability, adjusted for lease payments made at or before the lease commencement date, plus certain initial direct costs. Subsequently, the lease asset is amortized on a straight-line basis over its useful life.

Key estimates and judgments related to leases include how the School determines (1) the discount rate it uses to discount the expected lease payments to present value, (2) lease term, and (3) lease payments.

- The School uses the interest rate charged by the lessor as the discount rate. When the interest rate charged by the lessor is not provided, the School generally uses its estimated incremental borrowing rate as the discount rate for leases.
- The lease term includes the noncancellable period of the lease. Lease payments included in the measurement of the lease liability are composed of fixed payments and purchase option price that the School is reasonably certain to exercise.

The School monitors changes in circumstances that would require a remeasurement of its lease and will remeasure the lease asset and liability if certain changes occur that are expected to significantly affect the amount of the lease liability.

Lease assets are reported with other capital assets and lease liabilities are reported with long-term debt on the statement of net position.

Lessor: The School is a lessor for noncancellable leases. The School recognizes a lease receivable and a deferred inflow of resources in the government-wide and governmental fund financial statements.

At the commencement of a lease, the School initially measures the lease receivable at the present value of payments expected to be received during the lease term. Subsequently, the lease receivable is reduced by the principal portion of lease payments received. The deferred inflow of resources is initially measured as the initial amount of the lease receivable, adjusted for lease payments received at or before the lease commencement date. Subsequently, the deferred inflow of resources is recognized as revenue over the life of the lease term.

Key estimates and judgments include how the School determines (1) the discount rate it uses to discount the expected lease receipts to present value, (2) lease term, and (3) lease receipts.

- The School uses its estimated incremental borrowing rate as the discount rate for leases.
- The lease term includes the noncancellable period of the lease. Lease receipts included in the measurement of the lease receivable is composed of fixed payments from the lessee.

The School monitors changes in circumstances that would require a remeasurement of its lease, and will remeasure the lease receivable and deferred inflows of resources if certain changes occur that are expected to significantly affect the amount of the lease receivable.

ATLAS PREPARATORY SCHOOL, INC.
NOTES TO FINANCIAL STATEMENTS
JUNE 30, 2024

NOTE 1 - SUMMARY OF SIGNIFICANT ACCOUNTING POLICIES (CONTINUED)

Long-term liabilities

In the government-wide financial statements, long-term debt and other long-term obligations are reported as liabilities in the governmental activities statement of net position. Bond premiums and discounts are deferred and amortized over the life of the debt using the straight-line method. Bonds payable are reported net of the applicable premium or discount.

In the fund financial statements, governmental fund types recognize premiums and discounts, as well as issuance costs, during the current period. The face amount of the debt issued is reported as other financing sources. Premiums received on debt issuances are reported as other financing sources while discounts on debt issuances are reported as other financing uses. Issuance costs, whether or not withheld from the actual debt proceeds received, are reported as debt service expenditures.

Pensions

Atlas Preparatory School, Inc. participates in the School Division Trust Fund (SCHDTF), a cost-sharing multiple-employer defined benefit pension plan administered by the Public Employees' Retirement Association of Colorado (PERA). The net pension liability, deferred outflows of resources and deferred inflows of resources related to pensions, pension expense, information about the fiduciary net position (FNP) and additions to/deductions from the FNP of the SCHDTF have been determined using the economic resources measurement focus and the accrual basis of accounting. For this purpose, benefit payments (including refunds of employee contributions) are recognized when due and payable in accordance with the benefit terms. Investments are reported at fair value.

OPEB

Atlas Preparatory School, Inc. participates in the Health Care Trust Fund (HCTF), a cost-sharing multiple-employer defined benefit OPEB fund administered by the Public Employees' Retirement Association of Colorado ("PERA"). The net OPEB liability, deferred outflows of resources and deferred inflows of resources related to OPEB, OPEB expense, information about the fiduciary net position (FNP) and additions to/deductions from the FNP of the HCTF have been determined using the economic resources measurement focus and the accrual basis of accounting. For this purpose, benefits paid on behalf of health care participants are recognized when due and/or payable in accordance with the benefit terms. Investments are reported at fair value.

Net position

For government-wide reporting, the difference between assets and deferred outflows of resources less liabilities and deferred inflows of resources is called net position. Net position is comprised of three components: net investment in capital assets, restricted, and unrestricted.

Net investment in capital assets consists of capital assets, net of accumulated depreciation/amortization and reduced by outstanding balances of bonds, notes, and other debt that are attributable to the acquisition, construction, or improvement of those assets. Deferred outflows of resources and deferred inflows of resources that are attributable to the acquisition, construction, or improvement of those assets or related debt are included in this component of net position.

ATLAS PREPARATORY SCHOOL, INC.
NOTES TO FINANCIAL STATEMENTS
JUNE 30, 2024

NOTE 1 - SUMMARY OF SIGNIFICANT ACCOUNTING POLICIES (CONTINUED)

Restricted net position consists of restricted assets reduced by liabilities and deferred inflows of resources related to those assets. Assets are reported as restricted when constraints are placed on asset use either by external parties or by law through constitutional provision or enabling legislation.

Unrestricted net position is the net amount of the assets, deferred outflows of resources, liabilities, and deferred inflows of resources that does not meet the definition of the two preceding categories.

Sometimes the School will fund outlays for a particular purpose from both restricted (e.g., restricted bond or grant proceeds) and unrestricted resources. In order to calculate the amounts to report as restricted net position and unrestricted net position in the government-wide and proprietary fund financial statements, a flow assumption must be made about the order in which the resources are considered to be applied. It is the School's policy to consider restricted net position to have been depleted before unrestricted net position is applied.

Fund balance classification

The governmental fund financial statements present fund balances based on classifications that comprise a hierarchy that is based primarily on the extent to which the School is bound to honor constraints on the specific purposes for which amounts in the respective governmental funds can be spent. The classifications available to be used in the governmental fund financial statements are as follows:

Nonspendable – This classification includes amounts that cannot be spent because they are either (a) not in spendable form or (b) are legally or contractually required to be maintained intact.

Restricted – This classification includes amounts for which constraints have been placed on the use of the resources either (a) externally imposed by creditors (such as through a debt covenant), grantors, contributors, or laws or regulations of other governments, or (b) imposed by law through constitutional provisions or enabling legislation.

Committed – This classification includes amounts that can be used only for specific purposes pursuant to constraints imposed by formal resolution of the Board of Directors. These amounts cannot be used for any other purpose unless the Board of Directors removes or changes the specified use by taking the same type of action that was used when the funds were initially committed. This classification also includes contractual obligations to the extent that existing resources have been specifically committed for use in satisfying those contractual requirements.

Assigned – This classification includes amounts that are constrained by the School's intent to be used for a specific purpose but are neither restricted nor committed. This intent can be expressed by the Board of Education or through the Board of Directors delegating this responsibility to management through the budgetary process. This classification also includes the remaining positive fund balance for any governmental funds except for the General Fund.

ATLAS PREPARATORY SCHOOL, INC.
NOTES TO FINANCIAL STATEMENTS
JUNE 30, 2024

NOTE 1 - SUMMARY OF SIGNIFICANT ACCOUNTING POLICIES (CONTINUED)

Unassigned – This classification includes the residual fund balance for the General Fund. The unassigned classification also includes negative residual fund balance of any other governmental fund that cannot be eliminated by offsetting of Assigned fund balance amounts.

The School would typically use Restricted fund balances first, followed by Committed resources, and then Assigned resources, as appropriate opportunities arise, but reserves the right to selectively spend Unassigned resources first to defer the use of these other classified funds.

E. REVENUES AND EXPENDITURES/EXPENSES

Compensated Absences

It is the School's policy to permit employees to accumulate up to sixteen total earned but unused hours at the end of the fiscal year. Earned but unused flex leave is reimbursed at a rate of 100% of the employee's regular hourly rate for each unused day.

F. ESTIMATES

The preparation of financial statements in conformity with generally accepted accounting principles in the United States of America requires management to make estimates and assumptions that affect certain reported amounts and disclosures. Accordingly, actual results could differ from those estimates.

NOTE 2 – STEWARDSHIP, COMPLIANCE AND ACCOUNTABILITY

Budgetary Information

Budgets are required by State law for all funds, except fiduciary funds. The Director of Finance submits a proposed budget to the Board of Directors for the fiscal year commencing the following July 1. The budget includes proposed expenditures and the means of financing them. It also includes a statement describing the major objectives of the educational program to be undertaken by the School and the manner in which the budget proposes to fulfill such objectives. Public hearings are conducted by the Board of Directors to obtain public comments.

ATLAS PREPARATORY SCHOOL, INC.
NOTES TO FINANCIAL STATEMENTS
JUNE 30, 2024

NOTE 2 – STEWARDSHIP, COMPLIANCE AND ACCOUNTABILITY (CONTINUED)

On or before June 30, the budget is adopted by formal resolution. After the adoption of the budget, the board may review and change the budget at any time prior to January 31 of the fiscal year for which the budget was adopted. After January 31, the board may not review or change the budget except where money for a specific purpose from other than ad valorem taxes becomes available which could not have been reasonable foreseen at the time of the adoption of the budget. Expenditures may not legally exceed appropriations at the fund level. Authorization to transfer budgeted amounts between line items within any fund rests with the Director of Finance. Revisions that alter the total expenditures in any fund must be approved by the Board of Directors. Appropriations are based on total funds expected to be available in each budget year, including beginning fund balances as established by the Board of Directors.

Budgets for all fund types are adopted on a basis consistent with Generally Accepted Accounting Principles (GAAP). GAAP-basis accounting requires that expenditures of salaries and related benefits be recorded in the fiscal year earned. Thus, the School budgets for all accrued salaries and related benefits earned but unpaid at June 30. Budgeted amounts reported in the accompanying financial statements are as originally adopted and as amended by the Director of Finance and/or Board of Directors throughout the year. All appropriations lapse at the end of each fiscal year.

NOTE 3 – DEPOSITS AND INVESTMENTS

A summary of deposits and investments as of June 30, 2024 is as follows:

Deposits	\$ 214,194
Investments	<u>25,980,084</u>
Total	<u>\$ 26,194,278</u>

Deposits and investments are reported in the financial statements as follows:

Cash and investments	<u>\$ 26,194,278</u>
----------------------	----------------------

ATLAS PREPARATORY SCHOOL, INC.
NOTES TO FINANCIAL STATEMENTS
JUNE 30, 2024

NOTE 3 – DEPOSITS AND INVESTMENTS (CONTINUED)

Cash deposits with financial institutions

Custodial Credit Risk—deposits: Custodial credit risk is the risk that, in the event of a bank failure, the School’s deposits might not be recovered. The Colorado Public Deposit Protection Act (PDPA) requires that all units of local government deposit cash in eligible public depositories. Eligibility is determined by state regulations. Amounts on deposit in excess of federal insurance levels must be collateralized by eligible collateral as determined by the PDPA. PDPA allows the financial institution to create a single collateral pool for all public funds held. The pool is to be maintained by another institution or held in trust for all the uninsured public deposits as a group. The market value of the collateral must be at least equal to 102% of the uninsured deposits.

The carrying amount of the School’s deposits at June 30, 2024 was \$214,194 and the bank balances were \$346,524. Of the bank balances, \$250,000 were covered by federal deposit insurance, and the remaining balance was uninsured but collateralized in accordance with the provisions of the PDPA.

Investments

The School is authorized by Colorado statutes to invest in the following:

- Obligations of the United States and certain U.S. government agencies’ securities;
- Certain international agencies’ securities;
- General obligation and revenue bonds of U.S. local government entities;
- Bankers’ acceptances of certain banks;
- Certain commercial paper;
- Local government investment pools;
- Written repurchase agreements collateralized by certain authorized securities;
- Certain money market fund;
- Guaranteed investment contracts.

At June 30, 2024 the School’s investment balances were as follows:

<u>Investment Type</u>	<u>Year-end Balance</u>	<u>Measurement</u>	<u>Maturity</u>	<u>Standard & Poor’s Rating</u>
US Treasuries	\$ 19,604,541	Fair value	Up to two years	AA+
ColoTrust	1,423,433	Net asset value	Less than 90 days	AAAm
Money Markets	1,623,257	Amortized cost	Less than 90 days	AAA
Certificates of Deposits	<u>3,328,853</u>	Amortized cost	Up to one year	-
	<u>\$ 25,980,084</u>			

Interest Rate Risk – Interest rate risk is the risk that changes in the market interest rates will adversely affect the fair value of an investment. As a means of managing its exposure to interest rate risk, the School has a board approved investment policy that limits investment maturities to five years or less. Colorado revised statute 24-75-601 also limits investment maturities to five years or less.

ATLAS PREPARATORY SCHOOL, INC.
NOTES TO FINANCIAL STATEMENTS
JUNE 30, 2024

NOTE 3 – DEPOSITS AND INVESTMENTS (CONTINUED)

Cash deposits with financial institutions (continued)

Credit Risk – Credit risk is the risk that an issuer of an investment will not fulfill its obligations to the holder of the investment. Credit risk is measured by the assignment of a rating by a nationally recognized statistical rating organization. State law and School policy limit investments to those described above.

Concentration of Credit Risk – Concentration of credit risk is the risk of loss that may be caused by the School’s investment in a single issuer. The School places no limit on the amount it may invest in any one issuer. More than 20 percent of the School’s investments are in US Treasuries. These investments are 75.5% of the School’s total investments.

Fair value of investments. The School measures and records its investments using fair value measurement guidelines established by generally accepted accounting principles (GAAP). These guidelines recognize a three-tiered fair value hierarchy as follows:

- Level 1 inputs reflect prices quoted in active markets.
- Level 2 inputs reflect prices that are based on a similar observable asset either directly or indirectly, which may include inputs in markets that are not considered to be active.
- Level 3 inputs reflect prices based upon unobservable sources.

All of the School’s investments that are measured at fair market value are categorized as Level 2 investments. School investments measured at net asset value or amortized cost fall under the existing exemptions to fair value measurement.

NOTE 4 – INTERFUND RECEIVABLES, PAYABLES, AND TRANSFERS

Receivables and Payables

Interfund receivables and payables are created in conjunction with the School’s pooled cash and investment portfolios. Balances are routinely cleared as a matter of practice.

The composition of interfund balances as of June 30, 2024, is as follows:

	<u>Due From Other Funds</u>	<u>Due To Other Funds</u>
General Fund	\$ 1,762,282	\$ -
Governmental Designated Purpose Grants Fund	<u>-</u>	<u>1,762,282</u>
Total	<u>\$ 1,762,282</u>	<u>\$ 1,762,282</u>

ATLAS PREPARATORY SCHOOL, INC.
NOTES TO FINANCIAL STATEMENTS
JUNE 30, 2024

NOTE 5 - CAPITAL ASSETS

Capital asset activity for the year ended June 30, 2024 was as follows:

	<u>Beginning Balance</u>	<u>Increases</u>	<u>Decreases</u>	<u>Ending Balance</u>
<i>Governmental activities</i>				
Capital assets not being depreciated:				
Land	\$ 2,212,011	\$ -	\$ -	\$ 2,212,011
Construction in progress	<u>16,735</u>	<u>3,509,304</u>	<u>-</u>	<u>3,526,039</u>
Total capital assets not being depreciated	<u>2,228,746</u>	<u>3,509,304</u>	<u>-</u>	<u>5,738,050</u>
Capital assets being depreciated:				
Buildings and improvements	22,224,812	-	(1,775)	22,223,037
Site improvements	2,695,405	41,128	(11,020)	2,725,513
Furniture and equipment	1,167,503	-	(563,055)	604,448
Vehicles	<u>844,109</u>	<u>-</u>	<u>-</u>	<u>844,109</u>
Total capital assets being depreciated	<u>26,931,829</u>	<u>41,128</u>	<u>(575,850)</u>	<u>26,397,107</u>
Less accumulated depreciation for:				
Buildings and improvements	(3,737,534)	(607,618)	1,775	(4,343,377)
Site improvements	(859,633)	(212,377)	6,570	(1,065,440)
Furniture and equipment	(667,618)	(82,367)	485,920	(264,065)
Vehicles	<u>(218,500)</u>	<u>(80,737)</u>	<u>-</u>	<u>(299,237)</u>
Total accumulated depreciation	<u>(5,483,285)</u>	<u>(983,099)</u>	<u>494,265</u>	<u>(5,972,119)</u>
Total capital assets being depreciated, net	<u>21,448,544</u>	<u>(941,971)</u>	<u>(81,585)</u>	<u>20,424,988</u>
Lease assets being amortized:				
Furniture and equipment	<u>241,077</u>	<u>-</u>	<u>-</u>	<u>241,077</u>
Total lease assets being amortized	<u>241,077</u>	<u>-</u>	<u>-</u>	<u>241,077</u>
Less accumulated amortization for:				
Furniture and equipment	<u>(96,430)</u>	<u>(48,215)</u>	<u>-</u>	<u>(144,645)</u>
Total accumulated amortization	<u>(96,430)</u>	<u>(48,215)</u>	<u>-</u>	<u>(144,645)</u>
Total lease assets being amortized, net	<u>144,647</u>	<u>(48,215)</u>	<u>-</u>	<u>96,432</u>
Capital assets, net of accumulated depreciation/amortization	<u>21,593,191</u>	<u>(990,186)</u>	<u>(81,585)</u>	<u>20,521,420</u>
Total governmental activities capital assets	<u>\$ 23,821,937</u>	<u>\$ 2,519,118</u>	<u>\$ (81,585)</u>	<u>\$ 26,259,470</u>

Depreciation/amortization expense was charged to the functions/programs of the governmental activities of the School as follows:

Governmental Activities

Instruction \$ 1,031,314

ATLAS PREPARATORY SCHOOL, INC.
NOTES TO FINANCIAL STATEMENTS
JUNE 30, 2024

NOTE 6 – LEASES

School as lessee

The School, as a lessee, has entered into a lease agreement involving equipment with a lease term of 5 years. The total costs of these right-to-use lease assets are recorded as \$241,077, less accumulated amortization of \$144,645. The School has determined that as of June 30, 2024, there is no loss associated with an impairment of the right-to-use lease asset.

The future lease payments under lease agreements as of June 30, 2024 are as follows:

Fiscal Year <u>Ending June 30</u>	<u>Principal</u>	<u>Interest</u>	<u>Total</u>
2025	\$ 50,515	\$ 6,509	\$ 57,024
2026	53,031	3,993	57,024
2027	<u>27,158</u>	<u>1,353</u>	<u>28,511</u>
Total	<u>\$ 130,705</u>	<u>\$ 11,855</u>	<u>\$ 142,559</u>

NOTE 7 – LONG-TERM LIABILITIES

2022 Building Loan

On May 11, 2022, the First Interstate Bank issued \$10,373,036 General Obligation Bonds, Series 2022 to advance refund CECFA's outstanding Series 2015 bonds. Proceeds of bond issuances have been loaned to the Building Corporation for construction and improvement of the School's educational facilities. The School is obligated under a lease agreement to make monthly lease payments to the Building Corporation for using the facilities. The Building Corporation is required to make equal payments to the trustee for payment of the bonds. Interest accrues a rate of 3.8% and is due monthly. Principal payments are due monthly on the 1st through 2032.

Annual debt service requirements to maturity for loan payable is as follows:

Fiscal Year <u>Ending June 30</u>	<u>Governmental Activities</u>	
	<u>Principal</u>	<u>Interest</u>
2025	\$ 274,615	369,179
2026	285,234	358,560
2027	296,263	347,530
2028	307,719	336,074
2029	319,619	324,175
2030 –2032	<u>8,356,779</u>	<u>873,156</u>
Total	<u>\$ 9,840,229</u>	<u>\$ 2,608,672</u>

ATLAS PREPARATORY SCHOOL, INC.
NOTES TO FINANCIAL STATEMENTS
JUNE 30, 2024

NOTE 7 – LONG-TERM LIABILITIES (CONTINUED)

Changes in the School’s long-term liabilities for the year ended June 30, 2024, are as follows:

	<u>Beginning Balance</u>	<u>Debt Issued And Additions</u>	<u>Reductions</u>	<u>Ending Balance</u>	<u>Due Within One year</u>
<i>Governmental Activities</i>					
Loans payable	\$ 10,104,620	\$ -	\$ (264,391)	\$ 9,840,229	\$ 274,615
Leases	178,823	-	(48,118)	130,705	50,515
Net pension liability	13,768,219	5,800,954	(743,986)	18,825,187	-
Net OPEB liability	<u>468,759</u>	<u>49,823</u>	<u>(64,029)</u>	<u>454,553</u>	<u>-</u>
<i>Total Governmental Activities</i>	<u>\$ 24,520,421</u>	<u>\$ 5,850,777</u>	<u>\$ (1,120,524)</u>	<u>\$ 29,250,674</u>	<u>\$ 325,130</u>

Loans are liquidated in the Building Corp fund. All other long-term liabilities are liquidated in the General fund.

NOTE 8 – DEFINED BENEFIT PENSION PLAN

General Information about the Pension Plan

Plan description. Eligible employees of the Atlas Preparatory School, Inc. are provided with pensions through the SCHDTF—a cost-sharing multiple-employer defined benefit pension plan administered by PERA. Plan benefits are specified in Title 24, Article 51 of the Colorado Revised Statutes (C.R.S.), administrative rules set forth at 8 C.C.R. 1502-1, and applicable provisions of the federal Internal Revenue Code. Colorado State law provisions may be amended from time to time by the Colorado General Assembly. PERA issues a publicly available annual comprehensive financial report (ACFR) that can be obtained at www.copera.org/investments/pera-financial-reports.

Benefits provided as of December 31, 2023. PERA provides retirement, disability, and survivor benefits. Retirement benefits are determined by the amount of service credit earned and/or purchased, highest average salary, the benefit structure(s) under which the member retires, the benefit option selected at retirement, and age at retirement. Retirement eligibility is specified in tables set forth at C.R.S. § 24-51-602, 604, 1713, and 1714.

The lifetime retirement benefit for all eligible retiring employees under the PERA benefit structure is the greater of the:

- Highest average salary multiplied by 2.5% and then multiplied by years of service credit.
- The value of the retiring employee’s member contribution account plus a 100% match on eligible amounts as of the retirement date. This amount is then annuitized into a monthly benefit based on life expectancy and other actuarial factors.

In all cases the service retirement benefit is limited to 100% of highest average salary and also cannot exceed the maximum benefit allowed by federal Internal Revenue Code.

ATLAS PREPARATORY SCHOOL, INC.
NOTES TO FINANCIAL STATEMENTS
JUNE 30, 2024

NOTE 8 – DEFINED BENEFIT PENSION PLAN (CONTINUED)

Members may elect to withdraw their member contribution accounts upon termination of employment with all PERA employers; waiving rights to any lifetime retirement benefits earned. If eligible, the member may receive a match of either 50% or 100% on eligible amounts depending on when contributions were remitted to PERA, the date employment was terminated, whether 5 years of service credit has been obtained and the benefit structure under which contributions were made.

Upon meeting certain criteria, benefit recipients who elect to receive a lifetime retirement benefit generally receive post-retirement cost-of-living adjustments, referred to as annual increases in the C.R.S. Subject to the automatic adjustment provision (AAP) under C.R.S. § 24-51-413, eligible benefit recipients under the PERA benefit structure who began membership before January 1, 2007, and all eligible benefit recipients of the DPS benefit structure will receive the maximum annual increase (AI) or AI cap of 1.00% unless adjusted by the AAP. Eligible benefit recipients under the PERA benefit structure who began membership on or after January 1, 2007, will receive the lesser of an annual increase of the 1.00% AI cap or the average increase of the Consumer Price Index for Urban Wage Earners and Clerical Workers for the prior calendar year, not to exceed a determined increase that would exhaust 10% of PERA’s Annual Increase Reserve (AIR) for the SCHDTF. The AAP may raise or lower the aforementioned AI cap by up to 0.25% based on the parameters specified in C.R.S. § 24-51-413.

Disability benefits are available for eligible employees once they reach five years of earned service credit and are determined to meet the definition of disability. The disability benefit amount is based on the lifetime retirement benefit formula(s) shown above considering a minimum 20 years of service credit, if deemed disabled.

Survivor benefits are determined by several factors, which include the amount of earned service credit, highest average salary of the deceased, the benefit structure(s) under which service credit was obtained, and the qualified survivor(s) who will receive the benefits.

Contributions provisions as of June 30, 2024: Eligible employees of, Atlas Preparatory School, Inc. and the State are required to contribute to the SCHDTF at a rate set by Colorado statute. The contribution requirements for the SCHDTF are established under C.R.S. § 24-51-401, *et seq.* and § 24-51-413. Eligible employees are required to contribute 11.00% of their PERA-includable salary during the period of July 1, 2023 through June 30, 2024. Employer contribution requirements are summarized in the table below:

	July 1, 2023 Through June 30, 2024
Employer contribution rate	11.40%
Amount of employer contribution apportioned to the Health Care Trust Fund as specified in C.R.S. § 24-51-208(1)(f)	(1.02)%
Amount apportioned to the SCHDTF	10.38%
Amortization Equalization Disbursement (AED) as specified in C.R.S. § 24-51-411	4.50%
Supplemental Amortization Equalization Disbursement (SAED) as specified in C.R.S. § 24-51-411	5.50%
Total employer contribution rate to the SCHDTF	20.38%

**Contribution rates for the SCHDTF are expressed as a percentage of salary as defined in C.R.S. § 24-51-101(42).

**ATLAS PREPARATORY SCHOOL, INC.
NOTES TO FINANCIAL STATEMENTS
JUNE 30, 2024**

NOTE 8 – DEFINED BENEFIT PENSION PLAN (CONTINUED)

Employer contributions are recognized by the SCHDTF in the period in which the compensation becomes payable to the member and the Atlas Preparatory School, Inc. is statutorily committed to pay the contributions to the SCHDTF. Employer contributions recognized by the SCHDTF from Atlas Preparatory School, Inc. were \$1,549,494 for the year ended June 30, 2024.

For purposes of GASB 68 paragraph 15, a circumstance exists in which a nonemployer contributing entity is legally responsible for making contributions to the SCHDTF and is considered to meet the definition of a special funding situation. As specified in C.R.S. § 24-51-414, the State is required to contribute \$225 million direct distribution each year to PERA starting on July 1, 2018. A portion of the direct distribution payment is allocated to the SCHDTF based on the proportionate amount of annual payroll of the SCHDTF to the total annual payroll of the SCHDTF, State Division Trust Fund, Judicial Division Trust Fund, and Denver Public Schools Division Trust Fund. The direct distribution from the State was suspended in 2020. To compensate PERA for the suspension, C.R.S. §§ 24-51-414(6-8) required restorative payment by providing an accelerated payment in 2022. In 2022, the State Treasurer issued payment for the direct distribution of \$225 million plus an additional amount of \$380 million. Due to the advanced payment made in 2022, the State reduced the distribution in 2023 to \$35 million. Additionally, the newly added C.R.S. § 24-51-414(9) providing compensatory payment of \$14.561 million for 2023 only.

Pension Liabilities, Pension Expense, and Deferred Outflows of Resources and Deferred Inflows of Resources Related to Pensions

The net pension liability for the SCHDTF was measured as of December 31, 2023, and the total pension liability (TPL) used to calculate the net pension liability was determined by an actuarial valuation as of December 31, 2022. Standard update procedures were used to roll-forward the TPL to December 31, 2023. The Atlas Preparatory School, Inc. proportion of the net pension liability was based on Atlas Preparatory School, Inc. contributions to the SCHDTF for the calendar year 2023 relative to the total contributions of participating employers and the State as a nonemployer contributing entity.

At June 30, 2024, the Atlas Preparatory School, Inc. reported a liability of \$18,825,187 for its proportionate share of the net pension liability that reflected an increase for support from the State as a nonemployer contributing entity. The amount recognized by the Atlas Preparatory School, Inc. as its proportionate share of the net pension liability, the related support from the State as a nonemployer contributing entity, and the total portion of the net pension liability that was associated with Atlas Preparatory School, Inc. were as follows:

Atlas Preparatory School, Inc. proportionate share of the net pension liability	\$ 18,825,187
The State's proportionate share of the net pension liability as a nonemployer contributing entity associated with the Atlas Preparatory School, Inc.	412,780
Total	\$ 19,237,967

At December 31, 2023, the Atlas Preparatory School, Inc. proportion was 0.1064566943%, which was an increase of 0.0308464611% from its proportion measured as of December 31, 2022.

ATLAS PREPARATORY SCHOOL, INC.
NOTES TO FINANCIAL STATEMENTS
JUNE 30, 2024

NOTE 8 – DEFINED BENEFIT PENSION PLAN (CONTINUED)

For the year ended June 30, 2024, the Atlas Preparatory School, Inc. recognized pension expense of \$2,101,223 and revenue of \$38,639 for support from the State as a nonemployer contributing entity. At June 30, 2024, the Atlas Preparatory School, Inc. reported deferred outflows of resources and deferred inflows of resources related to pensions from the following sources:

	<u>Deferred Outflows of Resources</u>	<u>Deferred Inflows of Resources</u>
Difference between expected and actual experience	\$ 892,670	\$ -
Changes of assumptions or other inputs	-	-
Net difference between projected and actual earnings on pension plan investments	1,349,473	-
Changes in proportion and differences between contributions recognized and proportionate share of contributions	3,343,361	12,977
Contributions subsequent to the measurement date	793,071	N/A
Total	<u>\$ 6,348,575</u>	<u>\$ 12,977</u>

\$793,071 reported as deferred outflows of resources related to pensions, resulting from contributions subsequent to the measurement date, will be recognized as a reduction of the net pension liability in the year ended June 30, 2025. Other amounts reported as deferred outflows of resources and deferred inflows of resources related to pensions will be recognized in pension expense as follows:

Year ended June 30:	
2025	\$ 1,825,070
2026	2,366,730
2027	1,726,996
2028	(376,269)
2029	-
Thereafter	-

ATLAS PREPARATORY SCHOOL, INC.
NOTES TO FINANCIAL STATEMENTS
JUNE 30, 2024

NOTE 8 – DEFINED BENEFIT PENSION PLAN (CONTINUED)

Actuarial assumptions. The TPL in the December 31, 2022 actuarial valuation was determined using the following actuarial cost method, actuarial assumptions and other inputs:

Actuarial cost method	Entry age
Price inflation	2.30%
Real wage growth	0.70%
Wage inflation	3.00%
Salary increases, including wage inflation	3.40% – 11.00%
Long-term investment rate of return, net of pension plan investment expenses, including price inflation	7.25%
Discount rate	7.25%
Post-retirement benefit increases:	
PERA benefit structure hired prior to 1/1/07; and DPS benefit structure (compounded annually)	1.00%
PERA benefit structure hired after 12/31/06 ¹	Financed by the AIR

¹ Post-retirement benefit increases are provided by the AIR, accounted separately within each Division Trust Fund, and subject to moneys being available; therefore, liabilities related to increases for members of these benefit tiers can never exceed available assets.

The mortality tables described below are generational mortality tables developed on a benefit-weighted basis.

Pre-retirement mortality assumptions were based upon the PubT-2010 Employee Table with generational projection using scale MP-2019.

Post-retirement non-disabled mortality assumptions were based upon the PubT-2010 Healthy Retiree Table, adjusted as follows:

- Males: 112% of the rates prior to age 80 and 94% of the rates for ages 80 and older, with generational projection using scale MP-2019.
- Females: 83% of the rates prior to age 80 and 106% of the rates for ages 80 and older, with generational projection using scale MP-2019.

Post-retirement non-disabled beneficiary mortality assumptions were based upon the Pub-2010 Contingent Survivor Table, adjusted as follows:

- Males: 97% of the rates for all ages, with generational projection using scale MP-2019.
- Females: 105% of the rates for all ages, with generational projection using scale MP-2019.

Disabled mortality assumptions were based upon the PubNS-2010 Disabled Retiree Table using 99% of the rates for all ages with generational projection using scale MP-2019.

The actuarial assumptions used in the December 31, 2022, valuation were based on the 2020 experience analysis, dated October 28, 2020, for the period January 1, 2016, through December 31, 2019. Revised economic and demographic assumptions were adopted by the PERA Board on November 20, 2020.

ATLAS PREPARATORY SCHOOL, INC.
NOTES TO FINANCIAL STATEMENTS
JUNE 30, 2024

NOTE 8 – DEFINED BENEFIT PENSION PLAN (CONTINUED)

The long-term expected return on plan assets is reviewed as part of regularly scheduled experience studies prepared at least every five years and asset/liability studies performed every three to five years for PERA. The most recent analyses were outlined in the Experience Study report dated October 28, 2020.

Several factors are considered in evaluating the long-term rate of return assumption, including long-term historical data, estimates inherent in current market data, and a log-normal distribution analysis in which best-estimate ranges of expected future real rates of return (expected return, net of investment expense and inflation) were developed for each major asset class. These ranges were combined to produce the long-term expected rate of return by weighting the expected future real rates of return by the target asset allocation percentages and then adding expected inflation.

The PERA Board first adopted the 7.25% long-term expected rate of return as of November 18, 2016. Following an asset/liability study, the Board reaffirmed the assumed rate of return at the Board's November 15, 2019, meeting, to be effective January 1, 2020. As of the most recent reaffirmation of the long-term rate of return, the target asset allocation, and best estimates of geometric real rates of return for each major asset class are summarized in the table as follows:

Asset Class	Target Allocation	30 Year Expected Geometric Real Rate of Return
Global Equity	54.00%	5.60%
Fixed Income	23.00%	1.30%
Private Equity	8.50%	7.10%
Real Estate	8.50%	4.40%
Alternatives	6.00%	4.70%
Total	100.00%	

Note: In setting the long-term expected rate of return, projections employed to model future returns provide a range of expected long-term returns that, including expected inflation, ultimately support a long-term expected nominal rate of return assumption of 7.25%.

Discount rate. The discount rate used to measure the TPL was 7.25%. The projection of cash flows used to determine the discount rate applied the actuarial cost method and assumptions shown above. In addition, the following methods and assumptions were used in the projection of cash flows:

- Total covered payroll for the initial projection year consists of the covered payroll of the active membership present on the valuation date and the covered payroll of future plan members assumed to be hired during the year. In subsequent projection years, total covered payroll was assumed to increase annually at a rate of 3.00%.
- Employee contributions were assumed to be made at the member contribution rates in effect for each year, including the scheduled increases in SB 18-200 and required adjustments resulting from the 2018 and 2020 AAP assessments. Employee contributions for future plan members were used to reduce the estimated amount of total service costs for future plan members.

ATLAS PREPARATORY SCHOOL, INC.
NOTES TO FINANCIAL STATEMENTS
JUNE 30, 2024

NOTE 8 – DEFINED BENEFIT PENSION PLAN (CONTINUED)

- Employer contributions were assumed to be made at rates equal to the fixed statutory rates specified in law for each year, including the scheduled increase in SB 18-200 and required adjustments resulting from the 2018 and 2020 AAP assessments. Employer contributions also include current and estimated future AED and SAED, until the actuarial value funding ratio reaches 103%, at which point the AED and SAED will each drop 0.50% every year until they are zero. Additionally, estimated employer contributions reflect reductions for the funding of the AIR and retiree health care benefits. For future plan members, employer contributions were further reduced by the estimated amount of total service costs for future plan members not financed by their member contributions.
- As specified in law, the State, as a nonemployer contributing entity, will provide an annual direct distribution of \$225 million commencing July 1, 2018, that is proportioned between the State, School, Judicial, and DPS Division Trust Funds based upon the covered payroll of each Division. The annual direct distribution ceases when all Division Trust Funds are fully funded.
- Employer contributions and the amount of total service costs for future plan members were based upon a process to estimate future actuarially determined contributions assuming an analogous future plan member growth rate.
- The AIR balance was excluded from the initial FNP, as, per statute, AIR amounts cannot be used to pay benefits until transferred to either the retirement benefits reserve or the survivor benefits reserve, as appropriate. AIR transfers to the FNP and the subsequent AIR benefit payments were estimated and included in the projections.
- Benefit payments and contributions were assumed to be made at the middle of the year.
- Beginning with the December 31, 2023, measurement date and thereafter, the FNP as of the current measurement date is used as a starting point for the GASB 67 projection test.

Based on the above assumptions and methods, the SCHDTF's FNP was projected to be available to make all projected future benefit payments of current members. Therefore, the long-term expected rate of return of 7.25% on pension plan investments was applied to all periods of projected benefit payments to determine the TPL. The discount rate determination does not use the municipal bond index rate, and therefore, the discount rate is 7.25%. There was no change in the discount rate from the prior measurement date.

Sensitivity of the Atlas Preparatory School, Inc. proportionate share of the net pension liability to changes in the discount rate. The following presents the proportionate share of the net pension liability calculated using the discount rate of 7.25%, as well as what the proportionate share of the net pension liability would be if it were calculated using a discount rate that is 1-percentage point lower (6.25%) or 1-percentage point higher (8.25%) than the current rate:

	1% Decrease (6.25%)	Current Discount Rate (7.25%)	1% Increase (8.25%)
Proportionate share of the net pension liability	\$ 25,172,406	\$ 18,825,187	\$ 13,532,374

Pension plan fiduciary net position. Detailed information about the SCHDTF's FNP is available in PERA's ACFR which can be obtained at www.copera.org/investments/pera-financial-reports.

ATLAS PREPARATORY SCHOOL, INC.
NOTES TO FINANCIAL STATEMENTS
JUNE 30, 2024

NOTE 8 – DEFINED BENEFIT PENSION PLAN (CONTINUED)

Significant Changes in Plan Provisions Affecting Trends in Actuarial Information
2023 Changes in Plan Provision Since 2022

- Senate Bill (SB) 23-056, enacted and effective June 2, 2023, intended to recompense PERA for the remaining portion of the \$225 million direct distribution originally scheduled for receipt July 1, 2020, suspended due to the enactment of House Bill (HB) 20-1379, but not fully repaid through the provisions within HB 22-1029. Pursuant to SB 23-056, the State Treasurer issued a warrant consisting of the balance of the PERA Payment Cash Fund, created in §24-51-416, plus \$10 million from the General Fund, totaling \$14.561 million.
- As of the December 31, 2023, measurement date, the total pension liability (TPL) recognizes the change in the default method applied for granting service accruals for certain members, from a "12-pay" method to a "non-12-pay" method. The default service accrual method for positions with an employment pattern of at least eight months but fewer than 12 months (including, but not limited to positions in the School and DPS Divisions) receive a higher ratio of service credit for each month worked, up to a maximum of 12 months of service credit per year.

Significant Changes in Assumptions or Other Inputs Affecting Trends in Actuarial Information
2023 Changes in Assumptions or Other Inputs Since 2022

- There were no changes made to the actuarial methods or assumptions.

NOTE 9 – DEFINED BENEFIT OTHER POST EMPLOYMENT BENEFIT PLAN (OPEB)

General Information about the OPEB Plan

Plan description. Eligible employees of the Atlas Preparatory School, Inc. are provided with OPEB through the HCTF—a cost-sharing multiple-employer defined benefit OPEB plan administered by PERA. The HCTF is established under Title 24, Article 51, Part 12 of the Colorado Revised Statutes (C.R.S.), as amended, and sets forth a framework that grants authority to the PERA Board to contract, self-insure, and authorize disbursements necessary in order to carry out the purposes of the PERACare program, including the administration of the premium subsidies. Colorado State law provisions may be amended by the Colorado General Assembly. PERA issues a publicly available annual comprehensive financial report (ACFR) that can be obtained at www.copera.org/investments/pera-financial-reports.

Benefits provided. The HCTF provides a health care premium subsidy to eligible participating PERA benefit recipients and retirees who choose to enroll in one of the PERA health care plans, however, the subsidy is not available if only enrolled in the dental and/or vision plan(s). The health care premium subsidy is based upon the benefit structure under which the member retires and the member's years of service credit. For members who retire having service credit with employers in the Denver Public Schools (DPS) Division and one or more of the other four Divisions (State, School, Local Government and Judicial), the premium subsidy is allocated between the HCTF and the Denver Public Schools Health Care Trust Fund (DPS HCTF). The basis for the amount of the premium subsidy funded by each trust fund is the percentage of the member contribution account balance from each division as it relates to the total member contribution account balance from which the retirement benefit is paid.

ATLAS PREPARATORY SCHOOL, INC.
NOTES TO FINANCIAL STATEMENTS
JUNE 30, 2024

**NOTE 9 – DEFINED BENEFIT OTHER POST EMPLOYMENT BENEFIT (OPEB) PLAN
(CONTINUED)**

C.R.S. § 24-51-1202 *et seq.* specifies the eligibility for enrollment in the health care plans offered by PERA and the amount of the premium subsidy. The law governing a benefit recipient's eligibility for the subsidy and the amount of the subsidy differs slightly depending under which benefit structure the benefits are calculated. All benefit recipients under the PERA benefit structure and all retirees under the DPS benefit structure are eligible for a premium subsidy, if enrolled in a health care plan under PERACare. Upon the death of a DPS benefit structure retiree, no further subsidy is paid.

Enrollment in the PERACare health benefits program is voluntary and is available to benefit recipients and their eligible dependents, certain surviving spouses, and divorced spouses and guardians, among others. Eligible benefit recipients may enroll into the program upon retirement, upon the occurrence of certain life events, or on an annual basis during an open enrollment period.

PERA Benefit Structure

The maximum service-based premium subsidy is \$230 per month for benefit recipients who are under 65 years of age and who are not entitled to Medicare; the maximum service-based subsidy is \$115 per month for benefit recipients who are 65 years of age or older or who are under 65 years of age and entitled to Medicare. The maximum service-based subsidy, in each case, is for benefit recipients with retirement benefits based on 20 or more years of service credit. There is a 5% reduction in the subsidy for each year less than 20. The benefit recipient pays the remaining portion of the premium to the extent the subsidy does not cover the entire amount.

For benefit recipients who have not participated in Social Security and who are not otherwise eligible for premium-free Medicare Part A for hospital-related services, C.R.S. § 24-51-1206(4) provides an additional subsidy. According to the statute, PERA cannot charge premiums to benefit recipients without Medicare Part A that are greater than premiums charged to benefit recipients with Part A for the same plan option, coverage level, and service credit. Currently, for each individual PERACare enrollee, the total premium for Medicare coverage is determined assuming plan participants have both Medicare Part A and Part B and the difference in premium cost is paid by the HCTF or the DPS HCTF on behalf of benefit recipients not covered by Medicare Part A.

For retirees who have not participated in Social Security and who are not otherwise eligible for premium-free Medicare Part A for hospital-related services, the HCTF or the DPS HCTF pays an alternate service-based premium subsidy. Each individual retiree meeting these conditions receives the maximum \$230 per month subsidy reduced appropriately for service less than 20 years, as described above. Retirees who do not have Medicare Part A pay the difference between the total premium and the monthly subsidy.

Contributions. Pursuant to Title 24, Article 51, Section 208(1) (f) of the C.R.S., as amended, certain contributions are apportioned to the HCTF. PERA-affiliated employers of the State, School, Local Government, and Judicial Divisions are required to contribute at a rate of 1.02% of PERA-includable salary into the HCTF.

Employer contributions are recognized by the HCTF in the period in which the compensation becomes payable to the member and the Atlas Preparatory School, Inc. is statutorily committed to pay the contributions. Employer contributions recognized by the HCTF from Atlas Preparatory School, Inc. were \$77,548 for the year ended June 30, 2024.

ATLAS PREPARATORY SCHOOL, INC.
NOTES TO FINANCIAL STATEMENTS
JUNE 30, 2024

**NOTE 9 – DEFINED BENEFIT OTHER POST EMPLOYMENT BENEFIT (OPEB) PLAN
(CONTINUED)**

OPEB Liabilities, OPEB Expense, and Deferred Outflows of Resources and Deferred Inflows of Resources Related to OPEB

At June 30, 2024, the Atlas Preparatory School, Inc. reported a liability of \$454,553 for its proportionate share of the net OPEB liability. The net OPEB liability for the HCTF was measured as of December 31, 2023, and the total OPEB liability (TOL) used to calculate the net OPEB liability was determined by an actuarial valuation as of December 31, 2022. Standard update procedures were used to roll-forward the TOL to December 31, 2023. The Atlas Preparatory School, Inc. proportion of the net OPEB liability was based on Atlas Preparatory School, Inc. contributions to the HCTF for the calendar year 2023 relative to the total contributions of participating employers to the HCTF.

At December 31, 2023, the Atlas Preparatory School, Inc. proportion was 0.0636873543%, which was an increase of 0.0062751564% from its proportion measured as of December 31, 2022.

For the year ended June 30, 2024, the Atlas Preparatory School, Inc. recognized OPEB expense of \$(47,206). At June 30, 2024, the Atlas Preparatory School, Inc. reported deferred outflows of resources and deferred inflows of resources related to OPEB from the following sources:

	<u>Deferred Outflows of Resources</u>	<u>Deferred Inflows of Resources</u>
Difference between expected and actual experience	\$ -	\$ 93,165
Changes of assumptions or other inputs	5,345	48,198
Net difference between projected and actual earnings on OPEB plan investments	14,058	-
Changes in proportion and differences between contributions recognized and proportionate share of contributions	169,753	40
Contributions subsequent to the measurement date	39,691	N/A
Total	\$ 228,847	\$ 141,403

ATLAS PREPARATORY SCHOOL, INC.
NOTES TO FINANCIAL STATEMENTS
JUNE 30, 2024

**NOTE 9 – DEFINED BENEFIT OTHER POST EMPLOYMENT BENEFIT (OPEB) PLAN
(CONTINUED)**

\$39,691 reported as deferred outflows of resources related to OPEB, resulting from contributions subsequent to the measurement date, will be recognized as a reduction of the net OPEB liability in the year ended June 30, 2025. Other amounts reported as deferred outflows of resources and deferred inflows of resources related to OPEB will be recognized in OPEB expense as follows:

Year ended June 30:	
2025	\$ (10,386)
2026	13,942
2027	26,018
2028	6,784
2029	7,787
Thereafter	3,608

Actuarial assumptions. The TOL in the December 31, 2022 actuarial valuation was determined using the following actuarial cost method, actuarial assumptions and other inputs:

Actuarial cost method	Entry age
Price inflation	2.30%
Real wage growth	0.70%
Wage inflation	3.00%
Salary increases, including wage inflation	3.40% - 11.00%
Long-term investment rate of return, net of OPEB plan investment expenses, including price inflation	7.25%
Discount rate	7.25%
Health care cost trend rates	
PERA benefit structure:	
Service-based premium subsidy	0.00%
PERACare Medicare plans ¹	7.00% in 2023, gradually decreasing to 4.50% in 2033
Medicare Part A premiums	3.50% in 2023, gradually increasing to 4.50% in 2035
DPS benefit structure:	
Service-based premium subsidy	0.00%
PERACare Medicare plans	N/A
Medicare Part A premiums	N/A

¹ UnitedHealthcare MAPD PPO plans are 0% for 2023.

ATLAS PREPARATORY SCHOOL, INC.
NOTES TO FINANCIAL STATEMENTS
JUNE 30, 2024

**NOTE 9 – DEFINED BENEFIT OTHER POST EMPLOYMENT BENEFIT (OPEB) PLAN
(CONTINUED)**

Each year the per capita health care costs are developed by plan option; currently based on 2023 premium rates for the UnitedHealthcare Medicare Advantage Prescription Drug (MAPD) PPO plan #1, the UnitedHealthcare MAPD PPO plan #2, and the Kaiser Permanente MAPD HMO plan. Actuarial morbidity factors are then applied to estimate individual retiree and spouse costs by age, gender, and health care cost trend. This approach applies for all members and is adjusted accordingly for those not eligible for premium-free Medicare Part A for the PERA benefit structure.

Age-Related Morbidity Assumptions

Participant Age	Annual Increase (Male)	Annual Increase (Female)
65-68	2.2%	2.3%
69	2.8%	2.2%
70	2.7%	1.6%
71	3.1%	0.5%
72	2.3%	0.7%
73	1.2%	0.8%
74	0.9%	1.5%
75-85	0.9%	1.3%
86 and older	0.0%	0.0%

Sample Age	MAPD PPO #1 with Medicare Part A		MAPD PPO #2 with Medicare Part A		MAPD HMO (Kaiser) with Medicare Part A	
	Retiree/Spouse		Retiree/Spouse		Retiree/Spouse	
	Male	Female	Male	Female	Male	Female
65	\$1,692	\$1,406	\$579	\$481	\$1,913	\$1,589
70	\$1,901	\$1,573	\$650	\$538	\$2,149	\$1,778
75	\$2,100	\$1,653	\$718	\$566	\$2,374	\$1,869

Sample Age	MAPD PPO #1 without Medicare Part A		MAPD PPO #2 without Medicare Part A		MAPD HMO (Kaiser) without Medicare Part A	
	Retiree/Spouse		Retiree/Spouse		Retiree/Spouse	
	Male	Female	Male	Female	Male	Female
65	\$6,469	\$5,373	\$4,198	\$3,487	\$6,719	\$5,581
70	\$7,266	\$6,011	\$4,715	\$3,900	\$7,546	\$6,243
75	\$8,026	\$6,319	\$5,208	\$4,101	\$8,336	\$6,563

The 2023 Medicare Part A premium is \$506 per month.

All costs are subject to the health care cost trend rates, as discussed below.

Health care cost trend rates reflect the change in per capita health costs over time due to factors such as medical inflation, utilization, plan design, and technology improvements. For the PERA benefit structure, health care cost trend rates are needed to project the future costs associated with providing benefits to those PERACare enrollees not eligible for premium-free Medicare Part A.

ATLAS PREPARATORY SCHOOL, INC.
NOTES TO FINANCIAL STATEMENTS
JUNE 30, 2024

**NOTE 9 – DEFINED BENEFIT OTHER POST EMPLOYMENT BENEFIT (OPEB) PLAN
(CONTINUED)**

Health care cost trend rates for the PERA benefit structure are based on published annual health care inflation surveys in conjunction with actual plan experience (if credible), building block models and industry methods developed by health plan actuaries and administrators. In addition, projected trends for the Federal Hospital Insurance Trust Fund (Medicare Part A premiums) provided by the Centers for Medicare & Medicaid Services are referenced in the development of these rates. Effective December 31, 2022, the health care cost trend rates for Medicare Part A premiums were revised to reflect the current expectation of future increases in rates of inflation applicable to Medicare Part A premiums.

The PERA benefit structure health care cost trend rates that were used to measure the TOL are summarized in the table below:

Year	PERACare Medicare Plans	Medicare Part A Premiums
2023	7.00%	3.50%
2024	6.75%	3.50%
2025	6.50%	3.75%
2026	6.25%	3.75%
2027	6.00%	4.00%
2028	5.75%	4.00%
2029	5.50%	4.00%
2030	5.25%	4.25%
2031	5.00%	4.25%
2032	4.75%	4.25%
2033	4.50%	4.25%
2034	4.50%	4.25%
2035+	4.50%	4.50%

Mortality assumptions used in the December 31, 2022, valuation for the determination of the total pension liability for each of the Division Trust Funds as shown below, reflect generational mortality and were applied, as applicable, in the determination of the TOL for the HCTF, but developed using a headcount-weighted basis. Affiliated employers of the State, School, Local Government and Judicial Divisions participate in the HCTF.

Pre-retirement mortality assumptions for the School Division were based upon the PubT-2010 Employee Table with generational projection using scale MP-2019.

Post-retirement non-disabled mortality assumptions for the School Division were based upon the PubT-2010 Healthy Retiree Table, adjusted as follows:

- Males: 112% of the rates prior to age 80 and 94% of the rates for ages 80 and older, with generational projection using scale MP-2019.
- Females: 83% of the rates prior to age 80 and 106% of the rates for ages 80 and older, with generational projection using scale MP-2019.

ATLAS PREPARATORY SCHOOL, INC.
NOTES TO FINANCIAL STATEMENTS
JUNE 30, 2024

**NOTE 9 – DEFINED BENEFIT OTHER POST EMPLOYMENT BENEFIT (OPEB) PLAN
(CONTINUED)**

Post-retirement non-disabled beneficiary mortality assumptions were based upon the Pub-2010 Contingent Survivor Table, adjusted as follows:

- Males: 97% of the rates for all ages, with generational projection using scale MP-2019.
- Females: 105% of the rates for all ages, with generational projection using scale MP-2019.

Disabled mortality assumptions for members other than State Troopers were based upon the PubNS-2010 Disabled Retiree Table using 99% of the rates for all ages with generational projection using scale MP-2019.

The following health care costs assumptions were updated and used in the roll-forward calculation for the HCTF:

- Per capita health care costs in effect as of the December 31, 2022, valuation date for those PERACare enrollees under the PERA benefit structure who are expected to be age 65 and older and are not eligible for premium-free Medicare Part A benefits have been updated to reflect costs for the 2023 plan year.
- The morbidity rates used to estimate individual retiree and spouse costs by age and by gender were updated effective for the December 31, 2022, actuarial valuation. The revised morbidity rate factors are based on a review of historical claims experience by age, gender, and status (active versus retired) from actuary's claims data warehouse
- The health care cost trend rates applicable to health care premiums were revised to reflect the then current expectation of future increases in those premiums.

Actuarial assumptions pertaining to per capita health care costs and their related trend rates are analyzed and updated annually by PERA Board's actuary, as discussed above.

The actuarial assumptions used in the December 31, 2022, valuations were based on the 2020 experience analysis, dated October 28, 2020, and November 4, 2020, for the period January 1, 2016, through December 31, 2019. Revised economic and demographic assumptions were adopted by PERA's Board on November 20, 2020.

The long-term expected return on plan assets is reviewed as part of regularly scheduled experience studies performed at least every five years, and asset/liability studies, performed every three to five years for PERA. The most recent analyses were outlined in the Experience Study report dated October 28, 2020.

Several factors are considered in evaluating the long-term rate of return assumption, including long-term historical data, estimates inherent in current market data, and a log-normal distribution analysis in which best-estimate ranges of expected future real rates of return (expected return, net of investment expense and inflation) were developed for each major asset class. These ranges were combined to produce the long-term expected rate of return by weighting the expected future real rates of return by the target asset allocation percentages and then adding expected inflation.

ATLAS PREPARATORY SCHOOL, INC.
NOTES TO FINANCIAL STATEMENTS
JUNE 30, 2024

**NOTE 9 – DEFINED BENEFIT OTHER POST EMPLOYMENT BENEFIT (OPEB) PLAN
(CONTINUED)**

The PERA Board first adopted the 7.25% long-term expected rate of return as of November 18, 2016. Following an asset/liability study, the Board reaffirmed the assumed rate of return at the Board's November 15, 2019, meeting, to be effective January 1, 2020. As of the most recent reaffirmation of the long-term rate of return, the target asset allocation and best estimates of geometric real rates of return for each major asset class are summarized in the table as follows:

Asset Class	Target Allocation	30 Year Expected Geometric Real Rate of Return
Global Equity	54.00%	5.60%
Fixed Income	23.00%	1.30%
Private Equity	8.50%	7.10%
Real Estate	8.50%	4.40%
Alternatives	6.00%	4.70%
Total	100.00%	

Note: In setting the long-term expected rate of return, projections employed to model future returns provide a range of expected long-term returns that, including expected inflation, ultimately support a long-term expected nominal rate of return assumption of 7.25%.

Sensitivity of the Atlas Preparatory School, Inc. proportionate share of the net OPEB liability to changes in the Health Care Cost Trend Rates. The following presents the net OPEB liability using the current health care cost trend rates applicable to the PERA benefit structure, as well as if it were calculated using health care cost trend rates that are one percentage point lower or one percentage point higher than the current rates:

	1% Decrease in Trend Rates	Current Trend Rates	1% Increase in Trend Rates
Initial PERACare Medicare trend rate ¹	5.75%	6.75%	7.75%
Ultimate PERACare Medicare trend rate	3.50%	4.50%	5.50%
Initial Medicare Part A trend rate	2.50%	3.50%	4.50%
Ultimate Medicare Part A trend rate	3.50%	4.50%	5.50%
Net OPEB Liability	\$ 441,507	\$ 454,553	\$ 468,745

¹For the January 1, 2024, plan year.

Discount rate. The discount rate used to measure the TOL was 7.25%. The projection of cash flows used to determine the discount rate applied the actuarial cost method and assumptions shown above. In addition, the following methods and assumptions were used in the projection of cash flows:

- Updated health care cost trend rates for Medicare Part A premiums as of the December 31, 2023, measurement date.
- Total covered payroll for the initial projection year consists of the covered payroll of the active membership present on the valuation date and the covered payroll of future plan members assumed to be hired during the year. In subsequent projection years, total covered payroll was assumed to increase annually at a rate of 3.00%.

ATLAS PREPARATORY SCHOOL, INC.
NOTES TO FINANCIAL STATEMENTS
JUNE 30, 2024

**NOTE 9 – DEFINED BENEFIT OTHER POST EMPLOYMENT BENEFIT (OPEB) PLAN
(CONTINUED)**

- Employer contributions were assumed to be made at rates equal to the fixed statutory rates specified in law and effective as of the measurement date.
- Employer contributions and the amount of total service costs for future plan members were based upon a process to estimate future actuarially determined contributions assuming an analogous future plan member growth rate.
- Estimated transfers of dollars into the HCTF representing a portion of purchase service agreements intended to cover the costs associated with OPEB benefits.
- Benefit payments and contributions were assumed to be made at the middle of the year.
- Beginning with the December 31, 2023, measurement date and thereafter, the FNP as of the current measurement date is used as a starting point for the GASB 74 projection test.
- As of the December 31, 2023, measurement date, the FNP and related disclosure components for the HCTF reflect payments related to the disaffiliation of Tri-County Health Department as a PERA-affiliated employer, effective December 31, 2022. As of the December 31, 2023, year-end, PERA recognized two additions for accounting and financial reporting purposes: a \$24 million payment received on December 4, 2023, and a \$2 million receivable. The employer disaffiliation payment and receivable allocations to the HCTF and Local Government Division Trust Fund were \$1.033 million and \$24.967 million, respectively.

Based on the above assumptions and methods, the FNP for the HCTF was projected to be available to make all projected future benefit payments of current members. Therefore, the long-term expected rate of return of 7.25% on OPEB plan investments was applied to all periods of projected benefit payments to determine the TOL. The discount rate determination does not use the municipal bond index rate, and therefore, the discount rate is 7.25%. There was no change in the discount rate from the prior measurement date.

Sensitivity of the Atlas Preparatory School, Inc. proportionate share of the net OPEB liability to changes in the discount rate. The following presents the proportionate share of the net OPEB liability calculated using the discount rate of 7.25%, as well as what the proportionate share of the net OPEB liability would be if it were calculated using a discount rate that is 1-percentage-point lower (6.25%) or 1-percentage-point higher (8.25%) than the current rate:

	1% Decrease (6.25%)	Current Discount Rate (7.25%)	1% Increase (8.25%)
Proportionate share of the net OPEB liability	\$ 536,884	\$ 454,553	\$ 384,119

OPEB plan fiduciary net position. Detailed information about the HCTF’s FNP is available in PERA’s ACFR which can be obtained at www.copera.org/investments/pera-financial-reports.

ATLAS PREPARATORY SCHOOL, INC.
NOTES TO FINANCIAL STATEMENTS
JUNE 30, 2024

**NOTE 9 – DEFINED BENEFIT OTHER POST EMPLOYMENT BENEFIT (OPEB) PLAN
(CONTINUED)**

Significant Changes in Plan Provisions Affecting Trends in Actuarial Information
2023 Changes in Plan Provision Since 2022

- As of the December 31, 2023, measurement date, the fiduciary net position (FNP) and related disclosure components for the Health Care Trust Fund (HCTF) reflect payments related to the disaffiliation of Tri-County Health Department (Tri-County Health) as a PERA-affiliated employer, effective December 31, 2022. As of the December 31, 2023, year-end, PERA recognized two additions for accounting and financial reporting purposes: a \$24 million payment received on December 4, 2023, and a \$2 million receivable. The employer disaffiliation payment and receivable allocations to the HCTF and Local Government Division Trust Fund were \$1.033 million and \$24.967 million, respectively.

Significant Changes in Assumptions or Other Inputs Affecting Trends in Actuarial Information
2023 Changes in Assumptions or Other Inputs Since 2022

- There were no changes made to the actuarial methods or assumptions.

NOTE 10 - RISK MANAGEMENT

The School is exposed to various risks of loss related to torts; theft of, damage to and destruction of assets; errors and omissions; injuries to employees; and natural disasters.

The School carries commercial insurance for these risks of loss, including worker's compensation and employee health and accident insurance. Settled claims resulting from these risks have not exceeded commercial insurance coverage during the last three fiscal years.

NOTE 11 – COMMITMENTS AND CONTINGENCIES

Grants

The School has received federal and state grants for specific purposes that are subject to review and audit by the grantor agencies. Such audits could lead to a request for reimbursement to grantor agencies for expenditures disallowed under terms of the grant. However, in the opinion of the School, any such adjustments will not have a material adverse effect on the financial position of the School.

ATLAS PREPARATORY SCHOOL, INC.
NOTES TO FINANCIAL STATEMENTS
JUNE 30, 2024

NOTE 12 - TAX, SPENDING, AND DEBT LIMITATIONS

Colorado voters passed an amendment to the State Constitution, Article X, Section 20, which has several limitations including revenue raising, spending abilities and other specific requirements of state and local governments.

The amendment requires emergency reserves be established. These reserves must be at least 3% of fiscal year spending. The School is not allowed to use the emergency reserves to compensate for economic conditions, revenue shortfalls or salary and benefit increases. At June 30, 2024 there is a \$566,000 reservation of fund balance in the General Fund for the amendment.

The Amendment is complex and subject to judicial interpretation. The School believes it is in compliance with the requirements of the amendment. However, the School has made certain interpretations of the amendment's language in order to determine its compliance.

REQUIRED SUPPLEMENTARY INFORMATION

ATLAS PREPARATORY SCHOOL, INC.
SCHEDULE OF THE EMPLOYER'S PROPORTIONATE SHARE OF THE NET PENSION LIABILITY
JUNE 30, 2024

	<u>2023</u>	<u>2022</u>	<u>2021</u>	<u>2020</u>	<u>2019</u>	<u>2018</u>	<u>2017</u>	<u>2016</u>	<u>2015</u>	<u>2014</u>
School's proportion of the net pension liability (asset)	0.1064566943%	0.0756102332%	0.0752979550%	0.0760219102%	0.0619131549%	0.0609187383%	0.0704490638%	0.0688619875%	0.0642954721%	0.0683546042%
School's proportionate share of the net pension liability (asset)	\$ 18,825,187	\$ 13,768,219	\$ 8,762,699	\$ 11,492,979	\$ 9,249,691	\$ 10,786,914	\$ 22,780,723	\$ 20,502,877	\$ 9,833,539	\$ 9,264,345
State's proportionate share of the net pension liability (asset) associated with the School	412,780	4,012,197	1,004,531	-	1,173,206	1,474,961	-	-	-	-
Total	<u>\$ 19,237,967</u>	<u>\$ 17,780,416</u>	<u>\$ 9,767,230</u>	<u>\$ 11,492,979</u>	<u>\$ 10,422,897</u>	<u>\$ 12,261,875</u>	<u>\$ 22,780,723</u>	<u>\$ 20,502,877</u>	<u>\$ 9,833,539</u>	<u>\$ 9,264,345</u>
School's covered payroll	\$ 7,037,749	\$ 5,832,456	\$ 4,705,885	\$ 4,065,758	\$ 3,638,408	\$ 3,349,030	\$ 3,249,732	\$ 3,090,649	\$ 2,801,982	\$ 2,863,568
School's proportionate share of the net pension liability (asset) as a percentage of its covered payroll	267.49%	236.06%	186.21%	282.68%	254.22%	322.09%	701.00%	663.38%	350.95%	323.52%
Plan fiduciary net position as a percentage of the total pension liability	64.7%	61.8%	74.9%	67.0%	64.5%	57.0%	44.0%	43.1%	59.2%	62.8%

* The amounts presented for each year were determined as of 12/31.

See the accompanying independent auditors' report.

ATLAS PREPARATORY SCHOOL, INC.
SCHEDULE OF THE EMPLOYER'S PAYROLL CONTRIBUTIONS - PENSION
JUNE 30, 2024

	<u>2024</u>	<u>2023</u>	<u>2022</u>	<u>2021</u>	<u>2020</u>	<u>2019</u>	<u>2018</u>	<u>2017</u>	<u>2016</u>	<u>2015</u>
Contractually required contribution	\$ 1,549,494	\$ 1,322,411	\$ 1,008,794	\$ 880,224	\$ 739,704	\$ 666,031	\$ 618,703	\$ 588,548	\$ 521,773	\$ 462,873
Contributions in relation to the contractually required contribution	<u>(1,549,494)</u>	<u>(1,322,411)</u>	<u>(1,008,794)</u>	<u>(880,224)</u>	<u>(739,704)</u>	<u>(666,031)</u>	<u>(618,703)</u>	<u>(588,548)</u>	<u>(521,773)</u>	<u>(462,873)</u>
Contribution deficiency (excess)	<u>\$ -</u>	<u>\$ -</u>	<u>\$ -</u>	<u>\$ -</u>	<u>\$ -</u>	<u>\$ -</u>	<u>\$ -</u>	<u>\$ -</u>	<u>\$ -</u>	<u>\$ -</u>
School's covered payroll	\$ 7,603,011	\$ 6,488,770	\$ 5,074,419	\$ 4,427,685	\$ 3,816,843	\$ 3,481,606	\$ 3,277,028	\$ 3,202,111	\$ 2,942,882	\$ 2,742,139
Contributions as a percentage of covered payroll	20.38%	20.38%	19.88%	19.88%	19.38%	19.13%	18.88%	18.38%	17.73%	16.88%

* The amounts presented for each fiscal year were determined as of 6/30.

See the accompanying independent auditors' report.

ATLAS PREPARATORY SCHOOL, INC.
SCHEDULE OF THE EMPLOYER'S PROPORTIONATE SHARE
OF THE NET OPEB LIABILITY
JUNE 30, 2024

	<u>2023</u>	<u>2022</u>	<u>2021</u>	<u>2020</u>	<u>2019</u>	<u>2018</u>	<u>2017</u>	<u>2016</u>
School's proportion of the net OPEB liability (asset)	0.0636873543%	0.0574121979%	0.0491638471%	0.0439351458%	0.0404531181%	0.0395975146%	0.0400289053%	0.0391419618%
School's proportionate share of the net OPEB liability (asset)	\$ 454,553	\$ 468,759	\$ 423,942	\$ 417,483	\$ 454,692	\$ 538,741	\$ 520,216	\$ 507,489
School's covered payroll	\$ 7,037,749	\$ 5,832,456	\$ 4,705,885	\$ 4,065,758	\$ 3,638,408	\$ 3,349,030	\$ 3,249,732	\$ 3,090,649
School's proportionate share of the net OPEB liability (asset) as a percentage of its covered payroll	6.46%	8.04%	9.01%	10.27%	12.50%	16.09%	16.01%	16.42%
Plan fiduciary net position as a percentage of the total OPEB liability	46.2%	38.6%	39.4%	32.8%	24.5%	17.0%	17.5%	16.7%

* The amounts presented for each year were determined as of 12/31.

* Complete 10-year information to be presented in future years as it becomes available.

See the accompanying independent auditors' report.

ATLAS PREPARATORY SCHOOL, INC.
SCHEDULE OF THE EMPLOYER'S PAYROLL CONTRIBUTIONS - OPEB
JUNE 30, 2024

	<u>2024</u>	<u>2023</u>	<u>2022</u>	<u>2021</u>	<u>2020</u>	<u>2019</u>	<u>2018</u>	<u>2017</u>
Contractually required contribution	\$ 77,548	\$ 66,186	\$ 51,757	\$ 45,165	\$ 38,934	\$ 35,513	\$ 33,434	\$ 32,668
Contributions in relation to the contractually required contribution	<u>(77,548)</u>	<u>(66,186)</u>	<u>(51,757)</u>	<u>(45,165)</u>	<u>(38,934)</u>	<u>(35,513)</u>	<u>(33,434)</u>	<u>(32,668)</u>
Contribution deficiency (excess)	<u>\$ -</u>	<u>\$ -</u>	<u>\$ -</u>	<u>\$ -</u>	<u>\$ -</u>	<u>\$ -</u>	<u>\$ -</u>	<u>\$ -</u>
School's covered payroll	\$ 7,603,011	\$ 6,488,770	\$ 5,074,419	\$ 4,427,685	\$ 3,816,843	\$ 3,481,606	\$ 3,277,028	\$ 3,202,111
Contributions as a percentage of covered payroll	1.02%	1.02%	1.02%	1.02%	1.02%	1.02%	1.02%	1.02%

* The amounts presented for each fiscal year were determined as of 6/30.

* Complete 10-year information to be presented in future years as it becomes available.

See the accompanying independent auditors' report.

ATLAS PREPARATORY SCHOOL, INC.
STATEMENT OF REVENUES, EXPENDITURES, AND CHANGES IN FUND BALANCE
BUDGET AND ACTUAL
GENERAL FUND
FOR THE YEAR ENDED JUNE 30, 2024

	Budgeted Amounts		Actual Amounts	Variance with Final Budget
	Original	Final		
REVENUES				
Local sources:				
District mill levy	\$ 545,284	\$ 602,458	\$ 605,433	\$ 2,975
Interest income	60,000	293,000	765,634	472,634
Pupil Activities	55,000	70,000	84,273	14,273
Donations and grants	500,000	750,000	1,345,620	595,620
Other local revenue	95,000	140,500	158,563	18,063
	<u>1,255,284</u>	<u>1,855,958</u>	<u>2,959,523</u>	<u>1,103,565</u>
State sources:				
Per pupil revenue	1,355,340	13,363,700	13,723,848	360,148
Operating grants	12,356,000	502,331	665,439	163,108
Capital grants	441,570	492,780	486,936	(5,844)
	<u>14,152,910</u>	<u>14,358,811</u>	<u>14,876,223</u>	<u>517,412</u>
Federal sources:				
Operating grants	2,562,222	2,621,394	2,426,869	(194,525)
Total revenues	<u>17,970,415</u>	<u>18,836,163</u>	<u>20,262,615</u>	<u>1,426,452</u>
EXPENDITURES				
Instruction	5,683,214	6,249,143	5,686,012	563,131
Supporting services	11,942,175	11,215,126	9,887,435	1,327,691
Debt service	58,000	58,000	57,024	976
Total expenditures	<u>17,683,389</u>	<u>17,522,269</u>	<u>15,630,471</u>	<u>1,891,798</u>
Net change in fund balances	287,026	1,313,894	4,632,144	3,318,250
Fund balances - beginning	<u>23,047,310</u>	<u>23,630,238</u>	<u>23,686,183</u>	<u>55,945</u>
Fund balance - ending	<u>\$ 23,334,336</u>	<u>\$ 24,944,132</u>	<u>\$ 28,318,327</u>	<u>\$ 3,374,195</u>

See the accompanying Independent Auditors' Report.

ATLAS PREPARATORY SCHOOL, INC.
STATEMENT OF REVENUES, EXPENDITURES, AND CHANGES IN FUND BALANCE
BUDGET AND ACTUAL
DESIGNATED PURPOSE GRANTS FUND
FOR THE YEAR ENDED JUNE 30, 2024

	Budgeted Amounts		Actual Amounts	Variance with Final Budget
	Original	Final		
REVENUES				
State sources:				
Operating grants	\$ 5,652,104	\$ 4,305,556	\$ 936,874	\$ (3,368,682)
Capital grants	-	-	1,838,255	1,838,255
	<u>5,652,104</u>	<u>4,305,556</u>	<u>2,775,129</u>	<u>(1,530,427)</u>
Federal sources:				
Operating grants	1,177,760	1,182,238	1,226,487	44,249
Total revenues	<u>6,829,864</u>	<u>5,487,794</u>	<u>4,001,616</u>	<u>(1,486,178)</u>
EXPENDITURES				
Instruction	832,983	887,554	882,561	4,993
Supporting services	5,996,881	4,600,240	3,119,055	1,481,185
Total expenditures	<u>6,829,864</u>	<u>5,487,794</u>	<u>4,001,616</u>	<u>1,486,178</u>
Net change in fund balances	-	-	-	-
Fund balances - beginning	-	-	-	-
Fund balance - ending	<u>\$ -</u>	<u>\$ -</u>	<u>\$ -</u>	<u>\$ -</u>

See the accompanying Independent Auditors' Report.

ATLAS PREPARATORY SCHOOL, INC.
STATEMENT OF REVENUES, EXPENDITURES, AND CHANGES IN FUND BALANCE
BUDGET AND ACTUAL
BUILDING CORP FUND
FOR THE YEAR ENDED JUNE 30, 2024

	<u>Budgeted Amounts</u>		<u>Actual Amounts</u>	<u>Variance with Final Budget</u>
	<u>Original</u>	<u>Final</u>		
REVENUES				
Local sources:				
Interest income	\$ 500	\$ 1,200	\$ 3,016	\$ 1,816
Other local revenue	644,000	644,000	643,793	(207)
Total revenues	<u>644,500</u>	<u>645,200</u>	<u>646,809</u>	<u>1,609</u>
EXPENDITURES				
Supporting services	-	20	10	10
Debt service				
Interest	647,000	379,500	379,402	98
Principal	255,000	264,500	264,391	109
Total expenditures	<u>902,000</u>	<u>644,020</u>	<u>643,803</u>	<u>217</u>
Net change in fund balances	(257,500)	1,180	3,006	1,826
Fund balances - beginning	<u>650,000</u>	<u>676,844</u>	<u>676,844</u>	<u>-</u>
Fund balance - ending	<u>\$ 392,500</u>	<u>\$ 678,024</u>	<u>\$ 679,850</u>	<u>\$ 1,826</u>

See the accompanying Independent Auditors' Report.